


TEMPORARY 4" WHITE LINE, PAINT
 DURABLE 4" WHITE LINE, THERMOPLASTIC
 STA C 79+00 TO C 90+00 SOLID LT
 STA C 79+00 TO C 90+00 SOLID RT

TEMPORARY 4" YELLOW LINE, PAINT
 DURABLE 4" YELLOW LINE, THERMOPLASTIC
 STA C 79+00 TO C 81+00 SOLID LT & RT
 STA C 81+00 TO C 87+65 SOLID LT, DASHED RT
 STA C 87+65 TO C 90+00 DASHED



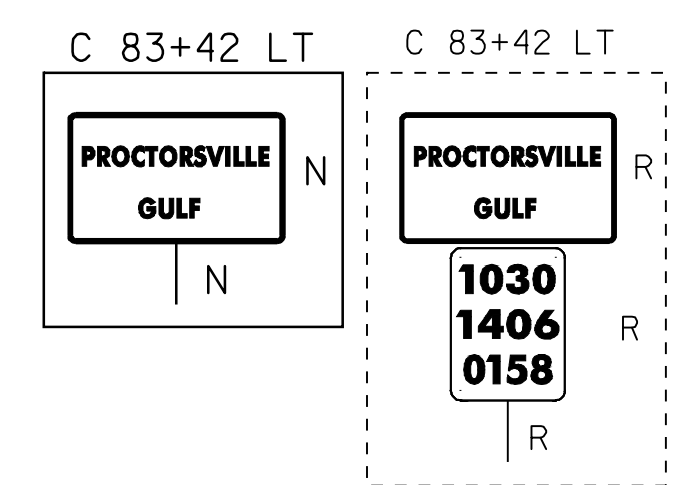
STEEL BEAM GUARDRAIL, GALVANIZED
 STA C 79+00 TO C 83+44 LT
 STA C 87+10 TO C 90+00 LT

MANUFACTURED TERMINAL SECTION, FLARED
 STA C 83+44 LT
 STA C 87+10 LT

REMOVAL AND DISPOSAL OF GUARDRAIL
 STA C 79+00 TO C 83+76 LT
 STA C 86+74 TO C 90+00 LT

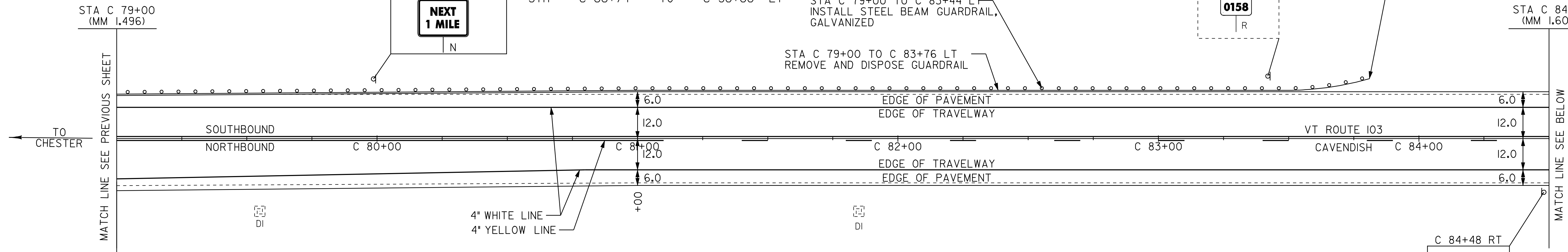
REMOVING SIGNS
 AS SHOWN - 3

ERECTING SALVAGED SIGNS
 (NO FED. PART.)
 AS SHOWN (TIS) - 1

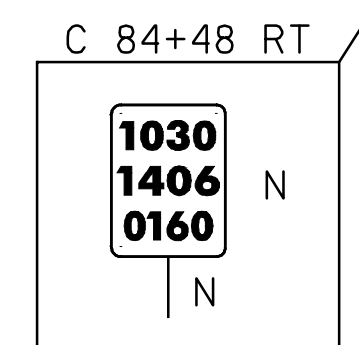


STA C 83+44 TO C 83+81 LT
 INSTALL MTS, FLARED

STA C 84+50
 (MM 1.600)



4" WHITE LINE
 4" YELLOW LINE



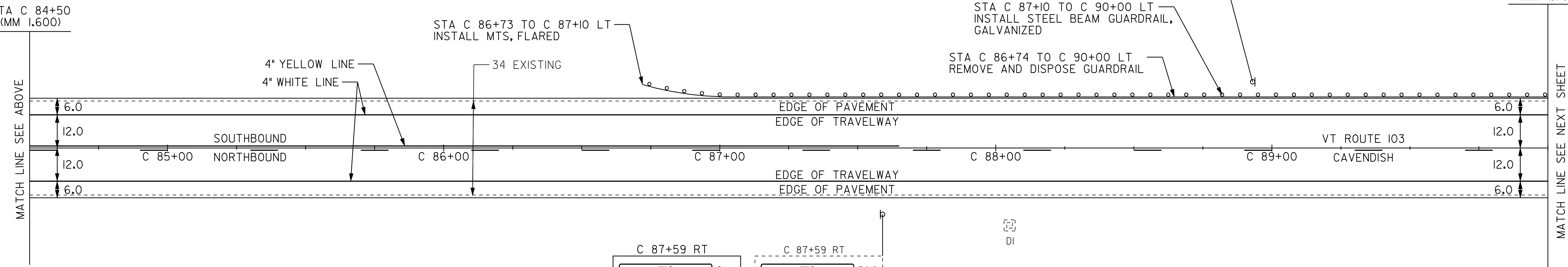
STA C 84+50
 (MM 1.600)

STA C 86+73 TO C 87+10 LT
 INSTALL MTS, FLARED

STA C 87+10 TO C 90+00 LT
 INSTALL STEEL BEAM GUARDRAIL,
 GALVANIZED

STA C 86+74 TO C 90+00 LT
 REMOVE AND DISPOSE GUARDRAIL

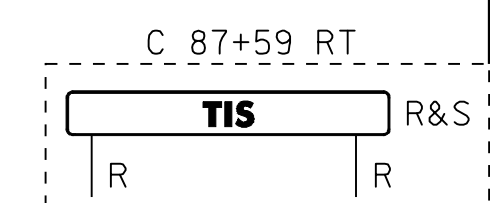
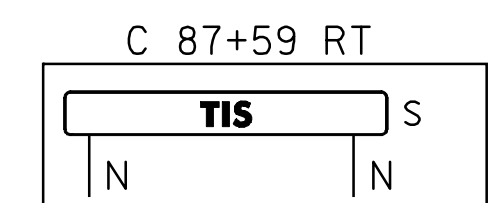
STA C 90+00
 (MM 1.705)



MATCH LINE SEE ABOVE

MATCH LINE SEE NEXT SHEET

TO LUDLOW



- LEGEND**
- R = REMOVE EXISTING
 - S = SALVAGE
 - R&S = REMOVE AND SALVAGE
 - N = NEW
 - RET = RETAIN
 - B-B = BACK TO BACK
 - = NEW RAIL
 - — — = EXISTING RAIL

**PAVING
 PROJECT
 LAYOUT #37**

PROJECT: _CHESTER-LUDLOW	PROJECT NO.: _NH_2326(I)S_
DESIGN FILE NAME: Z:\pave\01b038\pb038.dgn	PLOT DATE: 16-OCT-2009 17:
IPARM FILE NAME: pb0381a37.i	SURVEY DATE: 01/05
SURVEYED BY: CLD_ENGINEERS, INC	DRAWN BY: MRS
SQUAD LEADER: CRB	SHEET: 51 OF 110
_CLD_04-0396	