

TEMPORARY 4" WHITE LINE, PAINT
 DURABLE 4" WHITE LINE, THERMOPLASTIC
 STA C 58+00 TO C 68+00 SOLID LT
 STA C 58+00 TO C 68+00 SOLID RT
 STA C 58+00 TO C 68+00 DASHED RT (LANE)

TEMPORARY 4" YELLOW LINE, PAINT
 DURABLE 4" YELLOW LINE, THERMOPLASTIC
 STA C 58+00 TO C 68+00 SOLID LT & RT

STEEL BEAM GUARDRAIL, GALVANIZED
 STA C 58+00 TO C 60+01 RT
 STA C 58+20 TO C 60+82 LT
 STA C 66+31 TO C 68+00 LT

ANCHOR FOR STEEL BEAM RAIL
 STA C 60+82 LT
 53



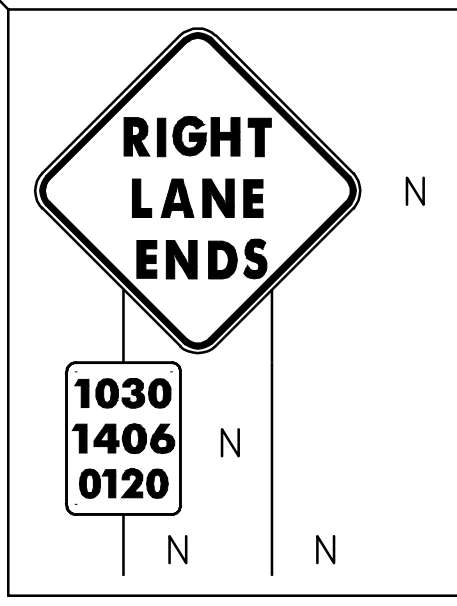

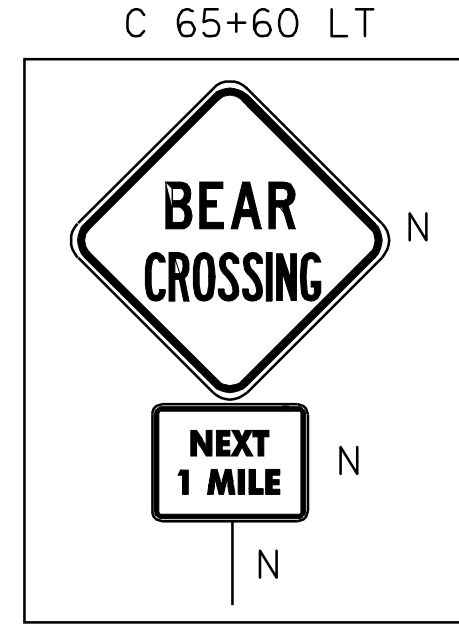
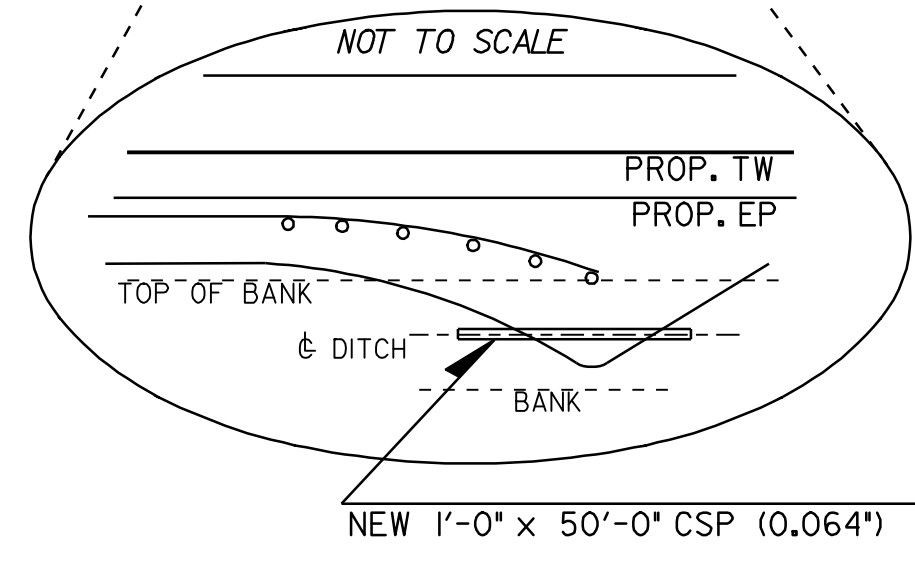
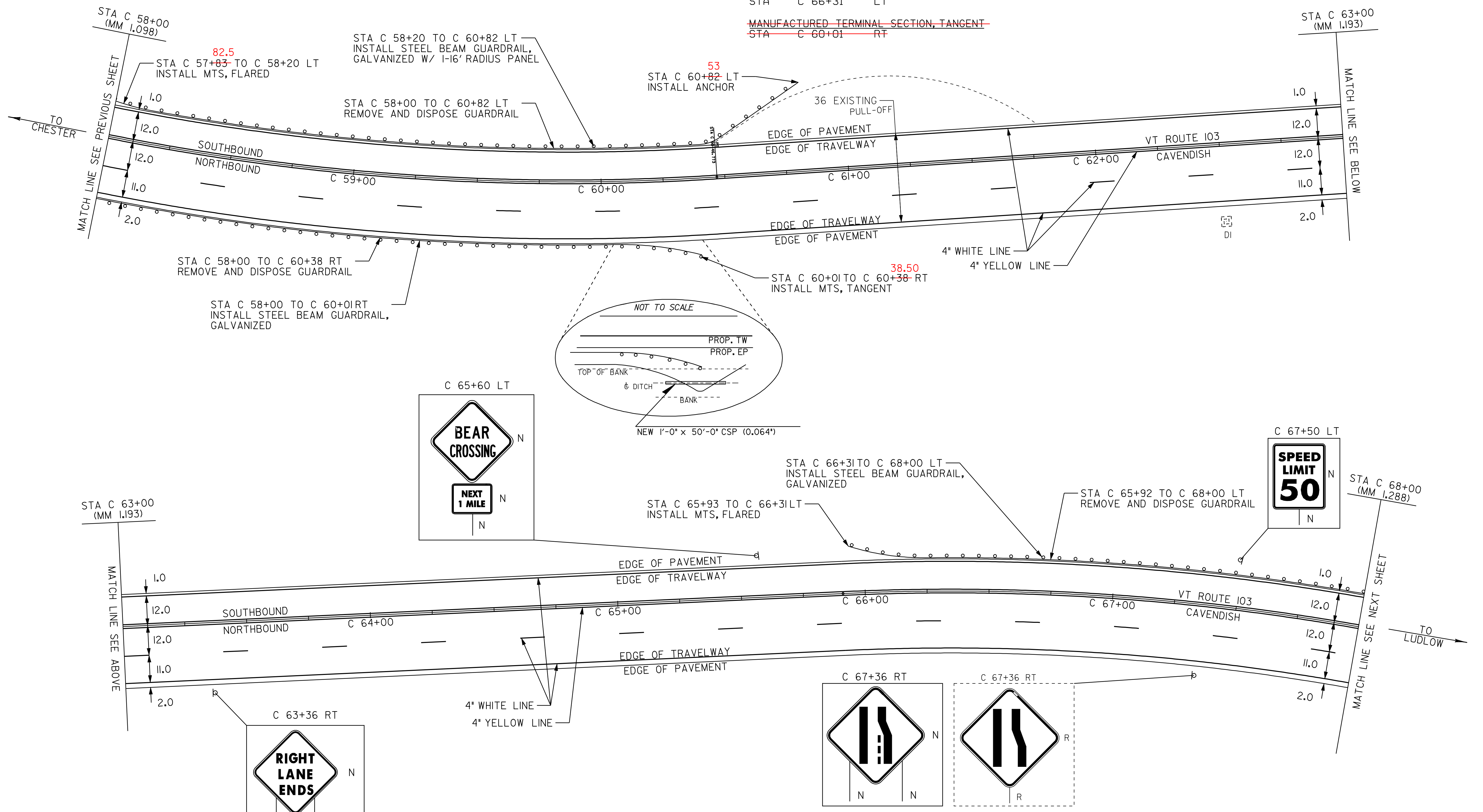
12" CSP .064 (2-2/3 X 1/2)
 STA 60+13 TO 60+63 RT (50')

REMOVAL AND DISPOSAL OF GUARDRAIL
 STA C 58+00 TO C 60+38 RT
 STA C 58+00 TO C 60+82 LT
 STA C 65+92 TO C 68+00 LT

REMOVING SIGNS
 AS SHOWN - 1

MANUFACTURED TERMINAL SECTION, FLARED
 STA C 58+20 LT STA C 60+01 RT
 STA C 66+31 LT

~~MANUFACTURED TERMINAL SECTION, TANGENT~~
~~STA C 60+01 RT~~



- LEGEND**
- R = REMOVE EXISTING
 - S = SALVAGE
 - R&S = REMOVE AND SALVAGE
 - N = NEW
 - RET = RETAIN
 - B-B = BACK TO BACK
 - = NEW RAIL
 - — — = EXISTING RAIL

PAVING PROJECT LAYOUT #35

PROJECT:	PROJECT NO.:
_CHESTER-LUDLOW	_NH_2326(1)S_
DESIGN FILE NAME: Z:\pave\01b038\pb038.dgn	PLOT DATE: 16-OCT-2009 17:
IPARM FILE NAME: pb0381a35.1	SURVEY DATE: 01/05
SURVEYED BY: CLD_ENGINEERS, INC	DRAWN BY: MRS
SQUAD LEADER: CRB	SHEET: 49 OF 110
_CLD_04-0396	