

TEMPORARY 4" WHITE LINE, PAINT
 DURABLE 4" WHITE LINE, THERMOPLASTIC
 STA C 4+50 TO C 15+50 SOLID LT
 STA C 4+50 TO C 15+50 SOLID RT

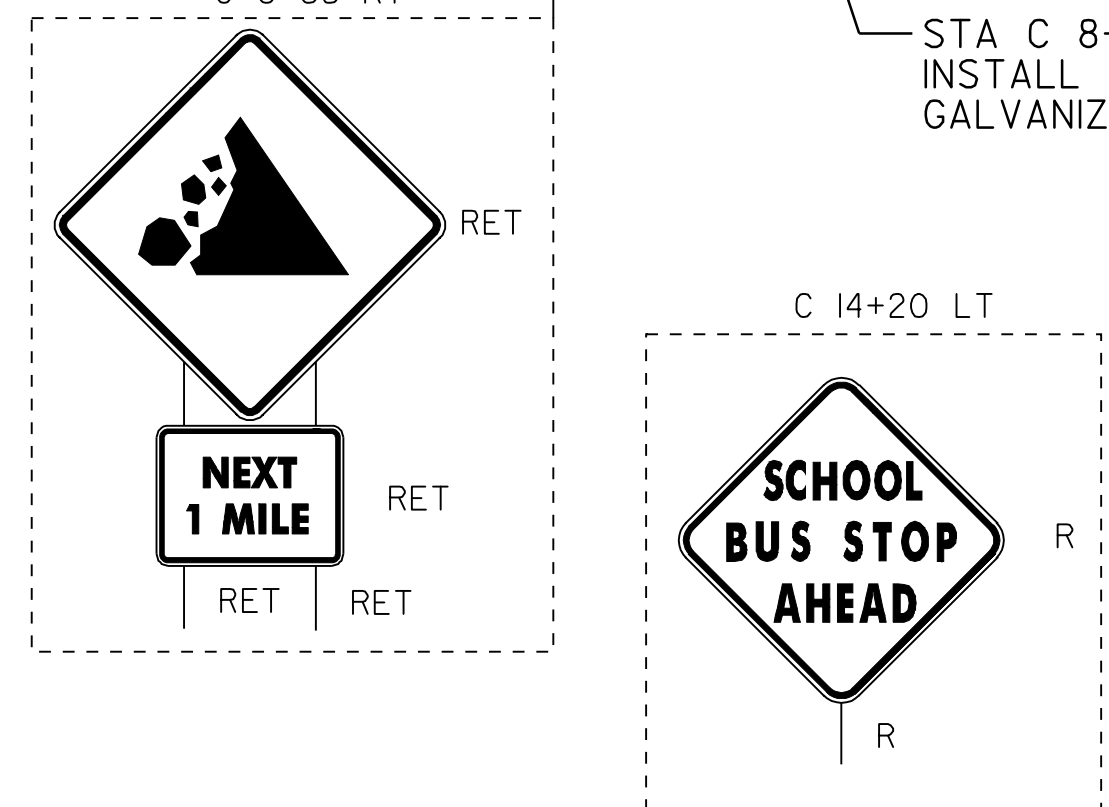
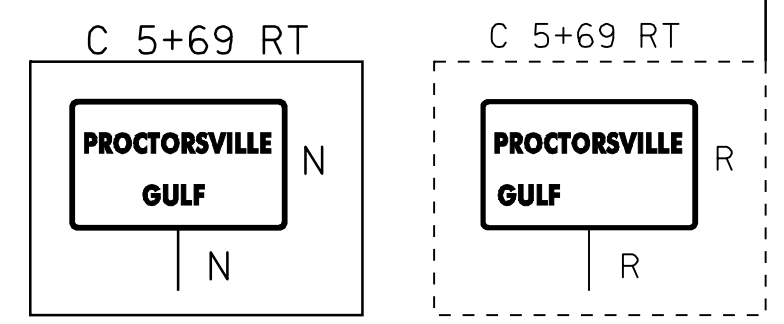
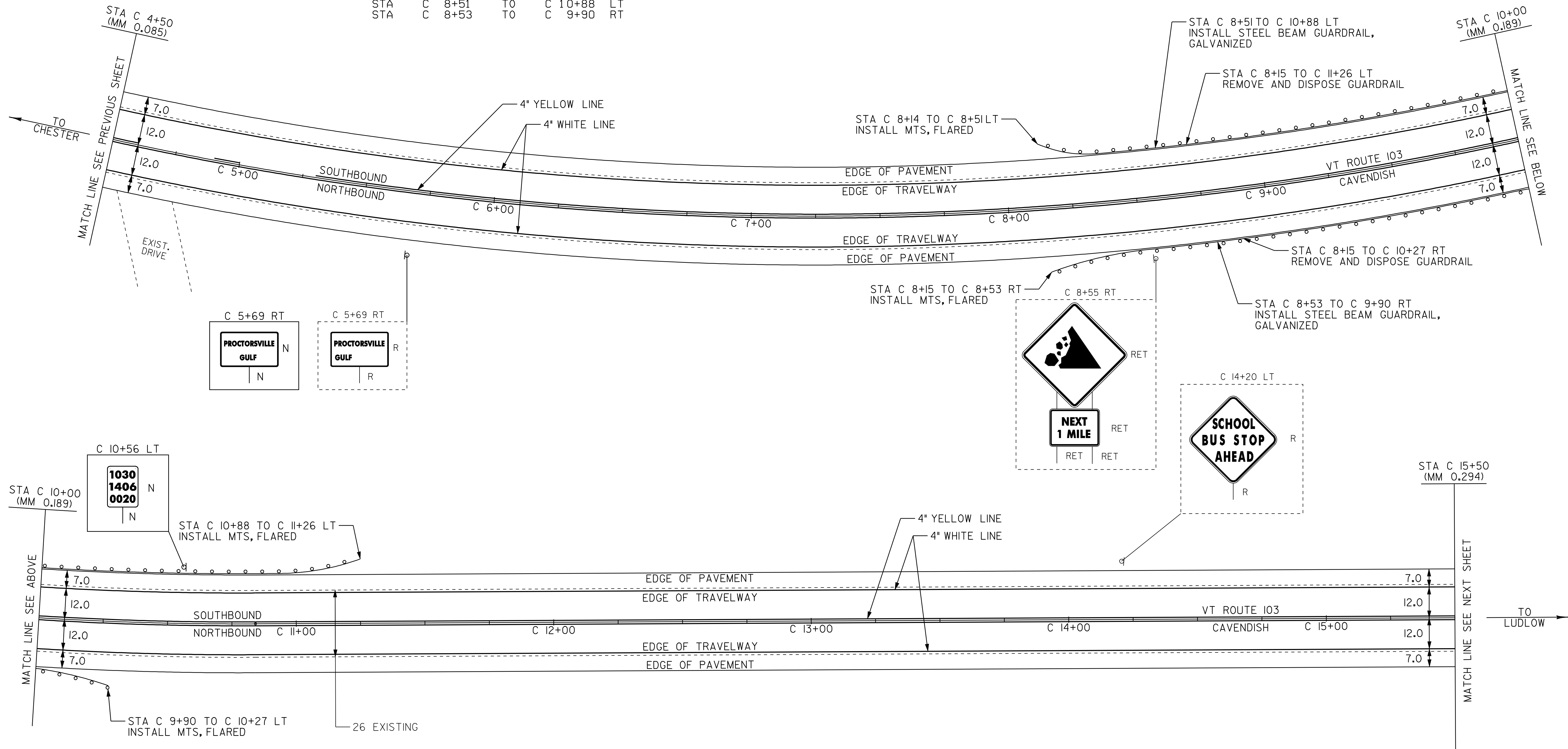
TEMPORARY 4" YELLOW LINE, PAINT
 DURABLE 4" YELLOW LINE, THERMOPLASTIC
 STA C 4+50 TO C 5+30 DASHED LT, SOLID RT
 STA C 5+30 TO C 15+50 SOLID LT & RT

MANUFACTURED TERMINAL SECTION, FLARED
 STA C 8+51 LT
 STA C 8+53 RT
 STA C 9+90 RT
 STA C 10+88 LT

REMOVAL AND DISPOSAL OF GUARDRAIL
 STA C 8+15 TO C 10+27 RT
 STA C 8+15 TO C 11+26 LT

STEEL BEAM GUARDRAIL, GALVANIZED
 STA C 8+51 TO C 10+88 LT
 STA C 8+53 TO C 9+90 RT

REMOVING SIGNS
 AS SHOWN - 2



- LEGEND**
- R = REMOVE EXISTING
 - S = SALVAGE
 - R&S = REMOVE AND SALVAGE
 - N = NEW
 - RET = RETAIN
 - B-B = BACK TO BACK
 - = NEW RAIL
 - = EXISTING RAIL

PAVING PROJECT LAYOUT #30	PROJECT: CHESTER-LUDLOW	PROJECT NO.: NH 2326(1)S
	DESIGN FILE NAME: Z:\pave\01b038\pb038.dgn	PLOT DATE: 16-OCT-2009 17:
	IPARM FILE NAME: pb0381a30.1	SURVEY DATE: 01/05
	SURVEYED BY: CLD_ENGINEERS, INC	DRAWN BY: MRS
	SQUAD LEADER: CRB	SHEET: 44 OF 110
	CLD 04-0396	