

TEMPORARY 4" WHITE LINE, PAINT
 DURABLE 4" WHITE LINE, THERMOPLASTIC
 STA 451+50 TO 459+81 SOLID RT
 STA 451+50 TO 463+00 SOLID LT
 STA 460+14 TO 463+00 SOLID RT

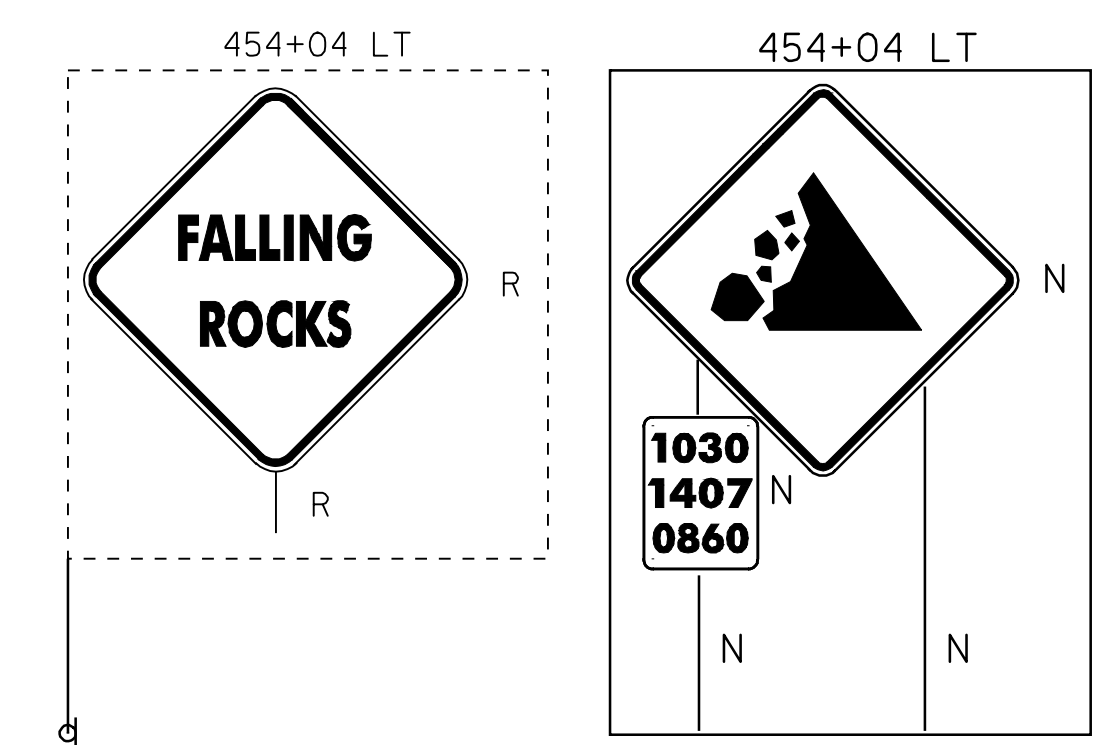
TEMPORARY 24" STOP BAR, PAINT
 DURABLE 24" STOP BAR, THERMOPLASTIC
 STA 460+05 RT (TH 19)
 TEMPORARY LETTER OR SYMBOL, PAINT
 DURABLE LETTER OR SYMBOL, THERMOPLASTIC
 STA 460+12 RT - "STOP" (TH 19)

MANUFACTURED TERMINAL SECTION, FLARED
 STA 459+19 RT
 STA ~~460+03~~ LT 459+90
 STA ~~461+18~~ RT
 460+93

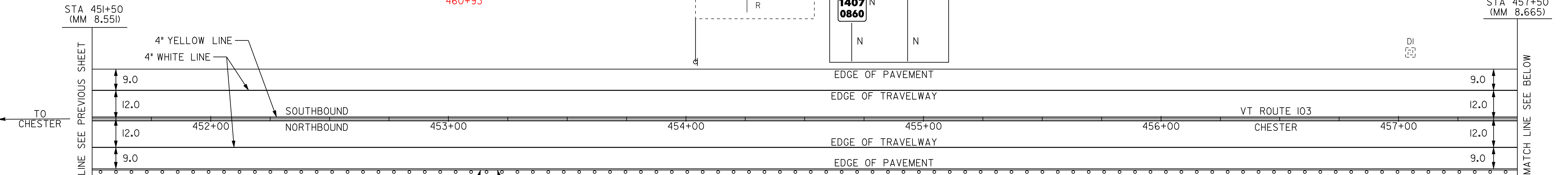
REMOVING SIGNS
 AS SHOWN - 6
 ERECTING SALVAGED SIGNS
 AS SHOWN - 1
 ERECTING SALVAGED SIGNS
 (NO FED. PART.)
 AS SHOWN (TIS) - 1

TEMPORARY 4" YELLOW LINE, PAINT
 DURABLE 4" YELLOW LINE, THERMOPLASTIC
 STA 451+50 TO 459+85 SOLID LT & RT
 STA 460+05 DOUBLE SOLID RT (TH 19)
 STA 460+25 TO 460+60 SOLID LT & RT
 STA 460+60 TO 463+00 SOLID LT, DASHED RT

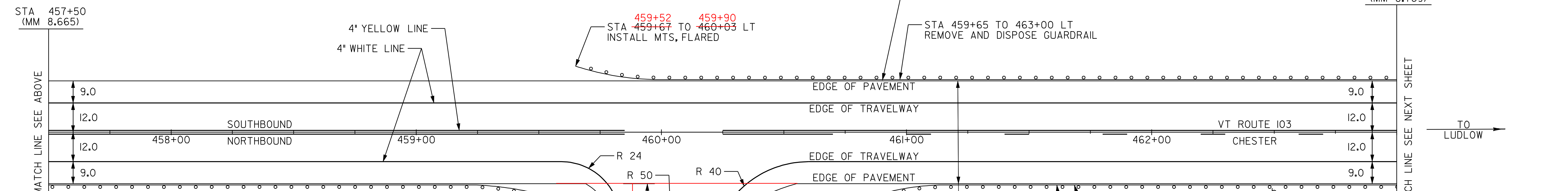
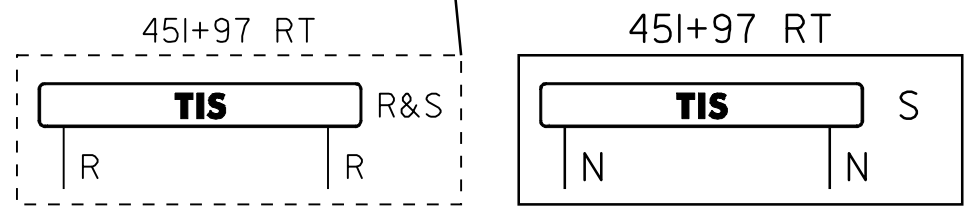
STEEL BEAM GUARDRAIL, GALVANIZED
 STA 451+50 TO 459+19 RT
 STA ~~460+03~~ TO 463+00 LT
 STA ~~461+18~~ TO 463+00 RT
 460+93



REMOVAL AND DISPOSAL OF GUARDRAIL
 STA 451+50 TO 459+65 RT
 STA 459+65 TO 463+00 LT
 STA 460+80 TO 463+00 RT



STA 451+50 TO 459+65 RT
 REMOVE AND DISPOSE GUARDRAIL
 STA 451+50 TO 459+19 RT
 INSTALL STEEL BEAM GUARDRAIL,
 GALVANIZED



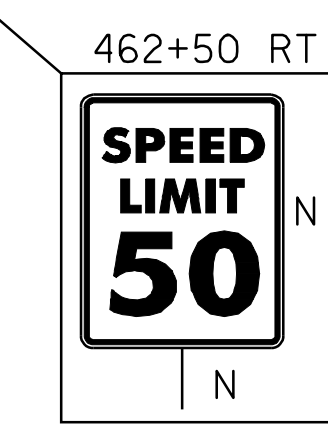
4" YELLOW LINE
 4" WHITE LINE
 STA 459+52 459+90
 STA ~~459+67~~ TO ~~460+03~~ LT
 INSTALL MTS, FLARED

STA 460+03 TO 463+00 LT
 INSTALL STEEL BEAM GUARDRAIL,
 GALVANIZED

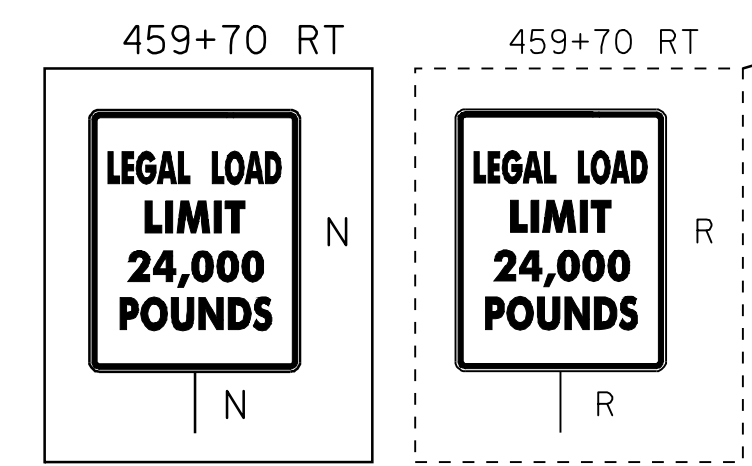
STA 459+65 TO 463+00 LT
 REMOVE AND DISPOSE GUARDRAIL

459+77 RT
 STA 459+19 TO 459+57 RT
 INSTALL MTS, FLARED
 REPAVED TYPE
 IVS

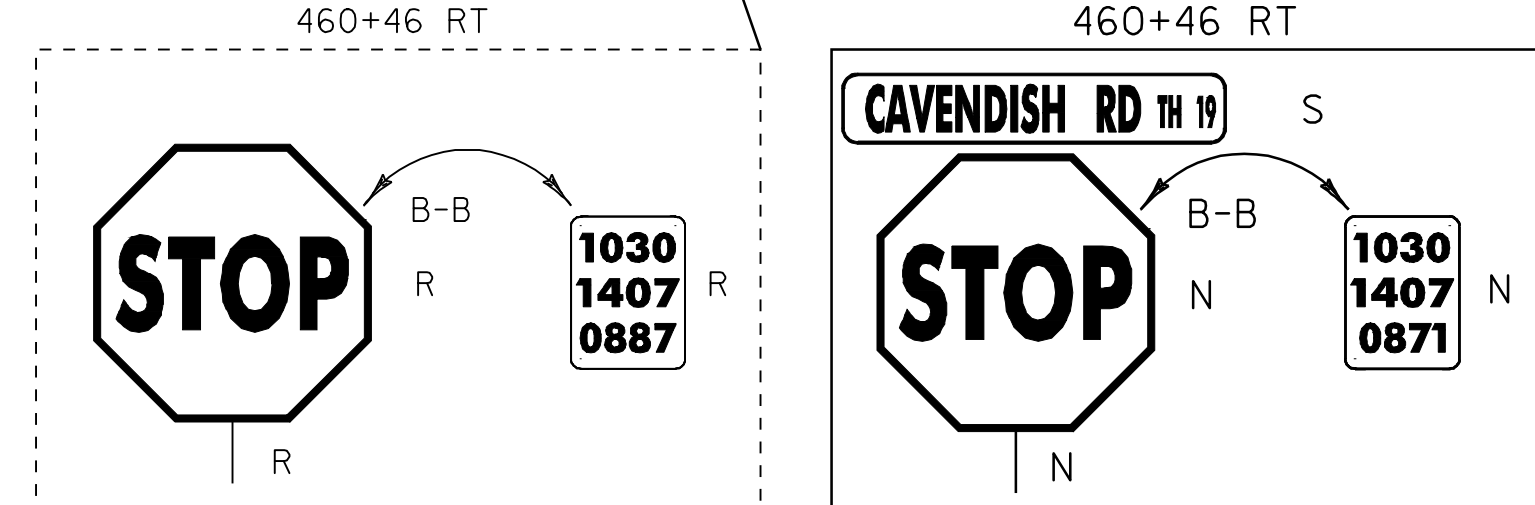
42 EXISTING
 STA 460+80 TO ~~461+18~~ RT
 INSTALL MTS, FLARED
 STA 460+80 TO 463+00 RT
 REMOVE AND DISPOSE GUARDRAIL
 STA 461+18 TO 463+00 RT
 INSTALL STEEL BEAM GUARDRAIL,
 GALVANIZED



- LEGEND
- R = REMOVE EXISTING
 - S = SALVAGE
 - R&S = REMOVE AND SALVAGE
 - N = NEW
 - RET = RETAIN
 - B-B = BACK TO BACK
 - = NEW RAIL
 - = EXISTING RAIL



TH 19
 STA 460+05 RT
 MM 8.713
 PAVED



**PAVING
 PROJECT
 LAYOUT #24**

PROJECT:	__CHESTER-LUDLOW	PROJECT NO.:	__NH_2326(I)S__
DESIGN FILE NAME:	zpvvz01b038zpb038.dgn	PLOT DATE:	16-OCT-2009 17:
IPARM FILE NAME:	pb0381a24.1	SURVEY DATE:	01/05
SURVEYED BY:	CLD_ENGINEERS, INC	DRAWN BY:	MRS
SQUAD LEADER:	CRB	SHEET:	38 OF 110
CLD_04-0396			