

TEMPORARY 4" WHITE LINE, PAINT  
 DURABLE 4" WHITE LINE, THERMOPLASTIC  
 STA 396+50 TO 402+00 SOLID LT  
 STA 396+50 TO 402+00 SOLID RT  
 STA 397+50 TO 400+21 DOTTED RT (LANE)  
 STA 400+21 TO 402+00 SOLID RT (LANE)

TEMPORARY 4" YELLOW LINE, PAINT  
 DURABLE 4" YELLOW LINE, THERMOPLASTIC  
 STA 396+50 TO 398+00 SOLID LT & RT  
 STA 398+00 TO 400+32 DOUBLE SOLID LT (ISLAND)  
 STA 398+00 TO 401+27 DOUBLE SOLID RT (ISLAND)  
 STA 400+32 TO 402+00 SOLID LT (ISLAND EDGE LINE)  
 STA 401+27 TO 402+00 SOLID RT (ISLAND EDGE LINE)

TEMPORARY 8" YELLOW LINE, PAINT  
 DURABLE 8" YELLOW LINE, THERMOPLASTIC  
 STA 398+00 TO 401+27 (GORE)

PAINTED CURB  
 STA 400+30 TO 400+60 LT TO RT (ISLAND LEFT)  
 STA 400+30 TO 400+60 LT (ISLAND RIGHT)

PAINTED ISLAND  
 STA 400+30 TO 400+60 LT

TEMPORARY LETTER OR SYMBOL, PAINT  
 STA 401+03 RT - "RIGHT TURN ARROW"

DURABLE LETTER OR SYMBOL, THERMOPLASTIC  
 STA 400+25 RT - "ONLY"  
 STA 401+03 RT - "RIGHT TURN ARROW"  
 STA 401+81 RT - "ONLY"

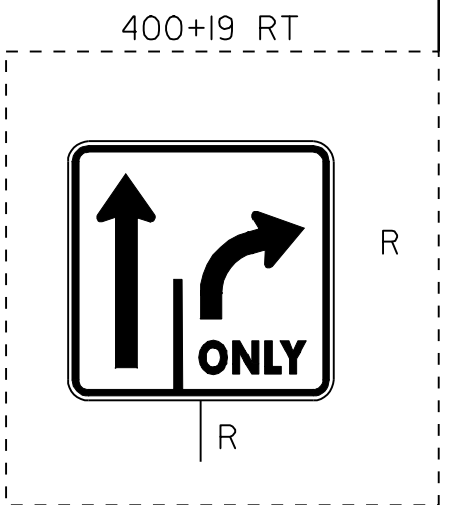
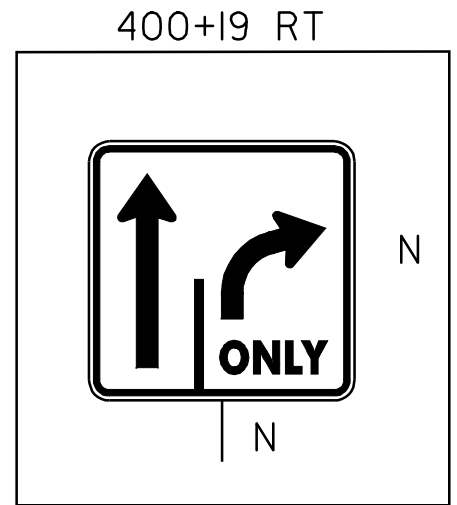
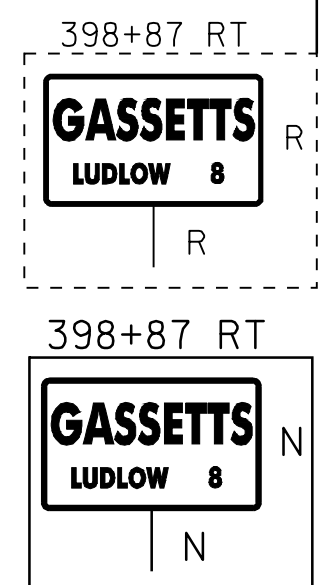
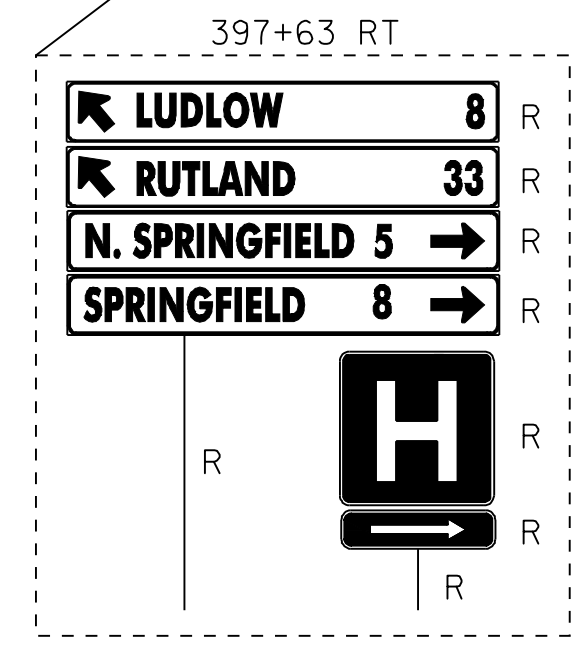
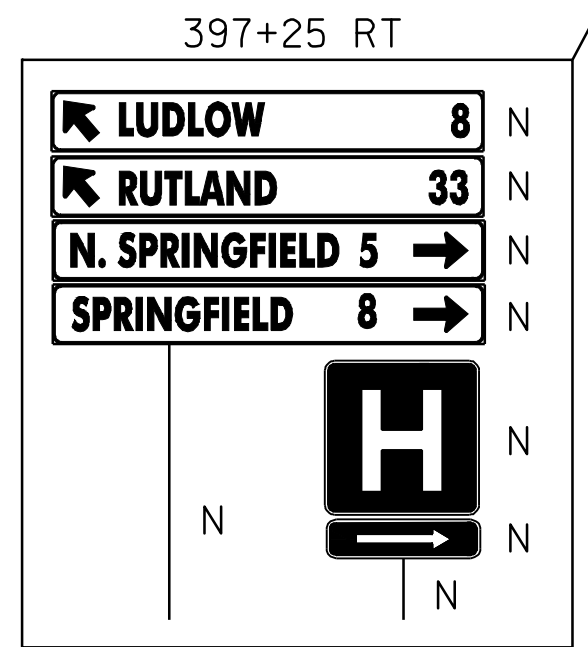
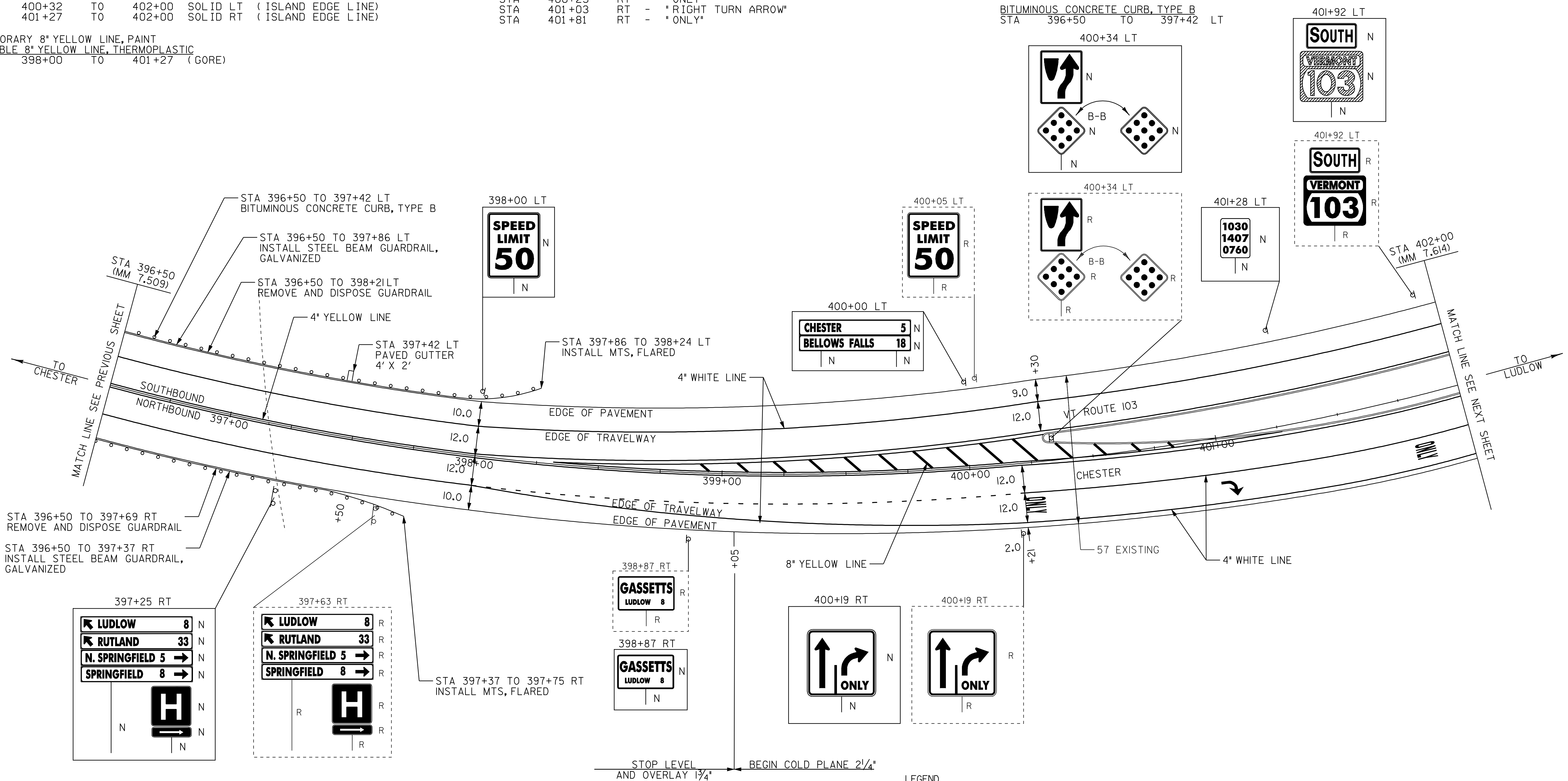
STEEL BEAM GUARDRAIL, GALVANIZED  
 STA 396+50 TO 397+37 RT  
 STA 396+50 TO 397+86 LT

MANUFACTURED TERMINAL SECTION, FLARED  
 STA 397+37 RT  
 STA 397+86 LT

REMOVAL AND DISPOSAL OF GUARDRAIL  
 STA 396+50 TO 397+69 RT  
 STA 396+50 TO 398+21 LT

BITUMINOUS CONCRETE CURB, TYPE B  
 STA 396+50 TO 397+42 LT

REMOVING SIGNS  
 AS SHOWN - 14



- LEGEND
- R = REMOVE EXISTING
  - S = SALVAGE
  - R&S = REMOVE AND SALVAGE
  - N = NEW
  - RET = RETAIN
  - B-B = BACK TO BACK
  - = NEW RAIL
  - - - = EXISTING RAIL

**PAVING PROJECT LAYOUT #18**

PROJECT: CHESTER-LUDLOW	PROJECT NO.: NH 2326(1)S
DESIGN FILE NAME: Z:\pave\Q1b038\pb038.dgn	PLOT DATE: 16-OCT-2009 16:
IPARM FILE NAME: pb038\1a18.i	SURVEY DATE: Q1205
SURVEYED BY: CLD_ENGINEERS, INC	DRAWN BY: MRS
SQUAD LEADER: CRB	SHEET: 32 OF 110
CLD 04-0396	