

TEMPORARY 4" WHITE LINE, PAINT  
 DURABLE 4" WHITE LINE, THERMOPLASTIC  
 STA 391+00 TO 396+50 SOLID LT  
 STA 391+00 TO 396+50 SOLID RT

TEMPORARY 4" YELLOW LINE, PAINT  
 DURABLE 4" YELLOW LINE, THERMOPLASTIC  
 STA 391+00 TO 396+50 SOLID LT & RT

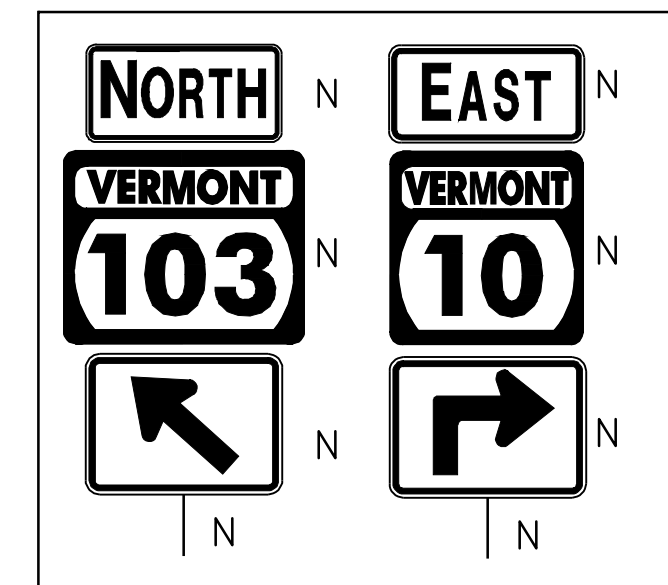
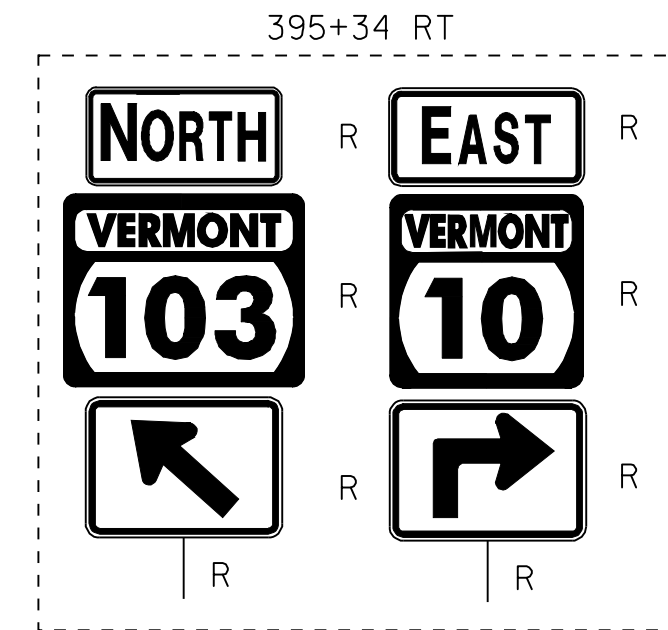
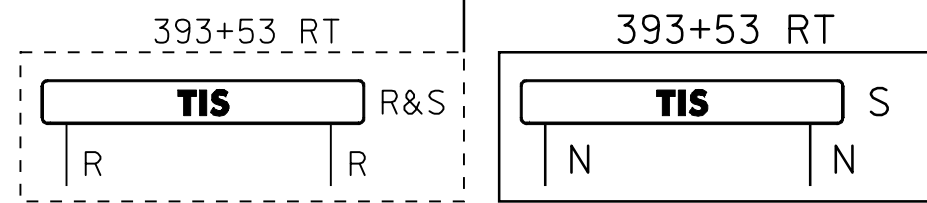

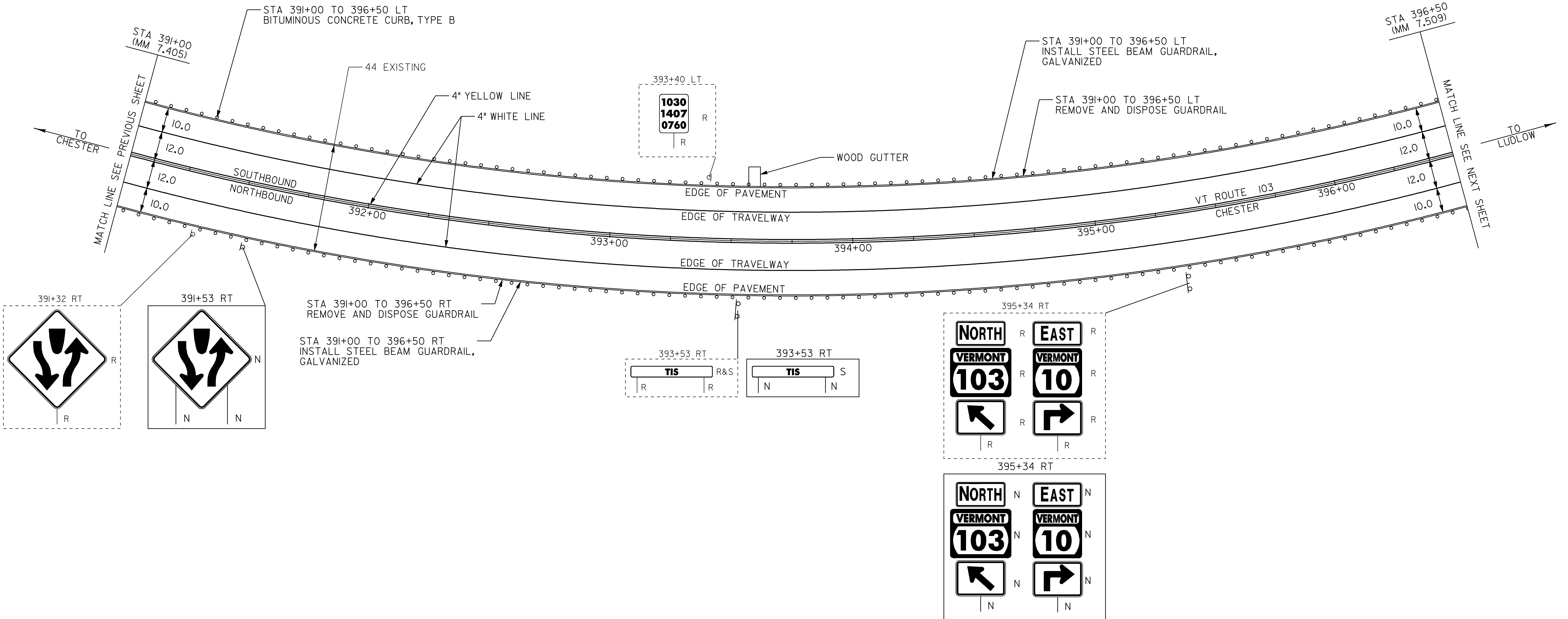
STEEL BEAM GUARDRAIL, GALVANIZED  
 STA 391+00 TO 396+50 LT  
 STA 391+00 TO 396+50 RT

REMOVAL AND DISPOSAL OF GUARDRAIL  
 STA 391+00 TO 396+50 LT  
 STA 391+00 TO 396+50 RT

BITUMINOUS CONCRETE CURB, TYPE B  
 STA 391+00 TO 396+50 LT

REMOVING SIGNS  
 AS SHOWN - 9

ERECTING SALVAGED SIGNS  
 (NO FED. PART.)  
 AS SHOWN TIS - 1



- LEGEND**
- R = REMOVE EXISTING
  - S = SALVAGE
  - R&S = REMOVE AND SALVAGE
  - N = NEW
  - RET = RETAIN
  - B-B = BACK TO BACK
  - = NEW RAIL
  - = EXISTING RAIL

<b>PAVING PROJECT LAYOUT #17</b>	PROJECT: <u>CHESTER-LUDLOW</u>	PROJECT NO.: <u>NH 2326(I)S</u>
	DESIGN FILE NAME: <u>zpage\Qlb038\pb038.dgn</u>	PLOT DATE: <u>16-OCT-2009 16:</u>
	IPARM FILE NAME: <u>pb0381a17.i</u>	SURVEY DATE: <u>01/05</u>
	SQUAD LEADER: <u>CRB</u>	DRAWN BY: <u>MRS</u>
	<u>CLD 04-0396</u>	SHEET: <u>31</u> OF <u>110</u>