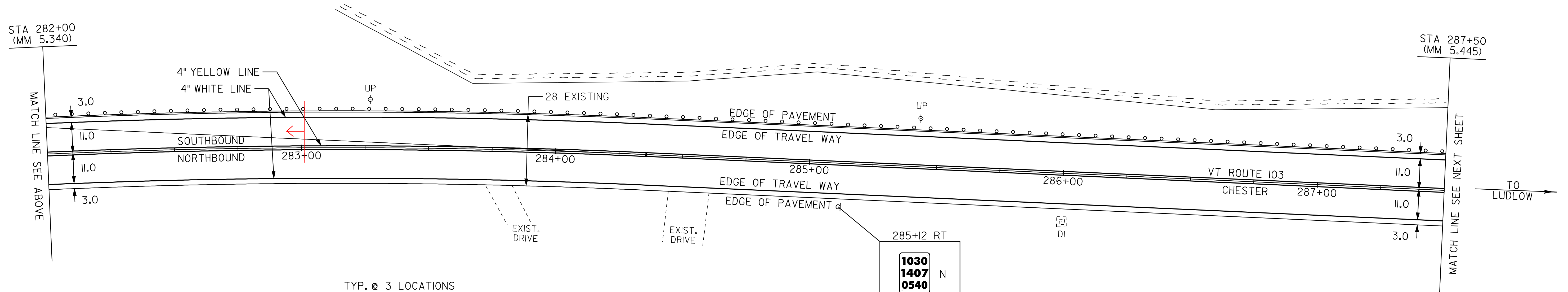
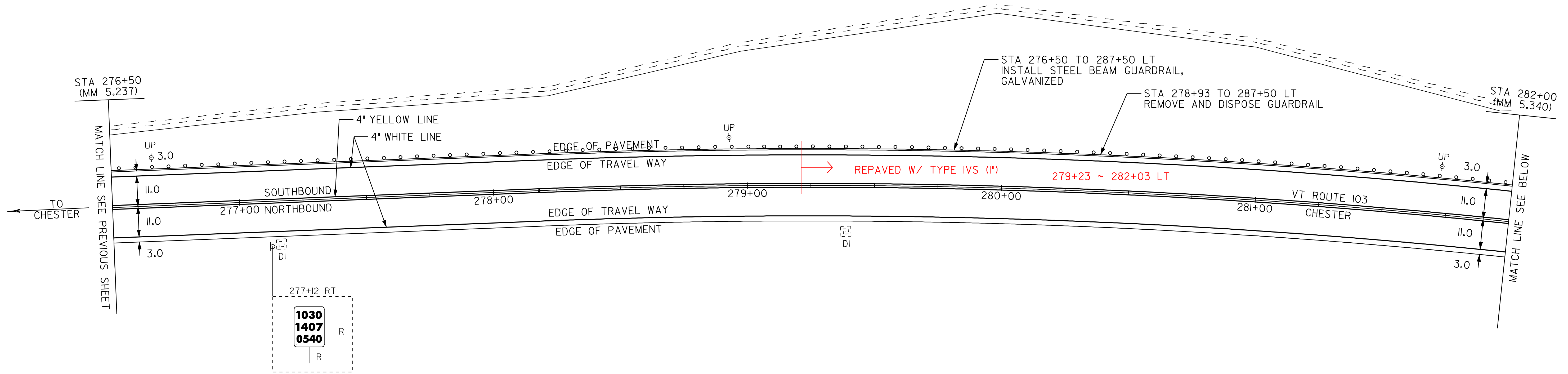


TEMPORARY 4" WHITE LINE, PAINT
 DURABLE 4" WHITE LINE, THERMOPLASTIC
 STA 276+50 TO 287+50 SOLID LT
 STA 276+50 TO 287+50 SOLID RT

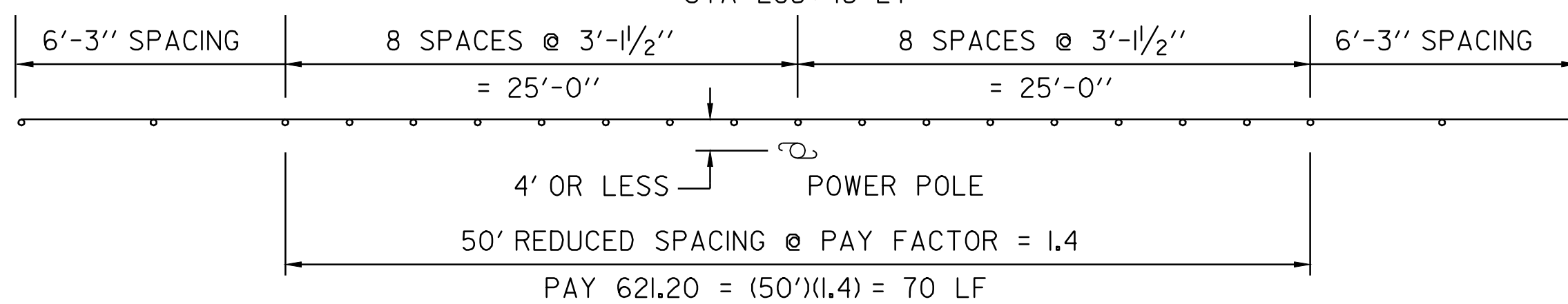
STEEL BEAM GUARDRAIL, GALVANIZED
 STA 276+50 TO 287+50 LT
 REMOVAL AND DISPOSAL OF GUARDRAIL
 STA 278+93 TO 287+50 LT

REMOVING SIGNS
 AS SHOWN - 1

TEMPORARY 4" YELLOW LINE, PAINT
 DURABLE 4" YELLOW LINE, THERMOPLASTIC
 STA 276+50 TO 287+50 SOLID LT & RT



TYP. @ 3 LOCATIONS
 STA 281+72 LT
 STA 283+27 LT
 STA 285+43 LT



GUARD RAIL DETAIL
 OBJECTS WITHIN 4 LF OF GUARDRAIL N.T.S.

LEGEND

- R = REMOVE EXISTING
- S = SALVAGE
- R&S = REMOVE AND SALVAGE
- N = NEW
- RET = RETAIN
- B-B = BACK TO BACK
- = NEW RAIL
- = EXISTING RAIL

**PAVING
 PROJECT
 LAYOUT #6**

PROJECT: _CHESTER-LUDLOW	PROJECT NO.: _NH_2326(I)S
DESIGN FILE NAME: Z:\pave\01b\038\pb038.dgn	PLOT DATE: 16-OCT-2009 16:
IPARM FILE NAME: pb0381a06.i	SURVEY DATE: 01/05
SURVEYED BY: CLD_ENGINEERS, INC	DRAWN BY: MRS
SQUAD LEADER: CRB	SHEET: 20 OF 110
_CLD_04-0396	