

646.402 DURABLE 4 INCH WHITE LINE, THERMOPLASTIC
 (ALL LINES WILL INCLUDE EDGE LINE BREAKS AND
 RADII FOR SIDE ROADS)
 STA. 14+50 TO 20+50, SOLID LT & RT

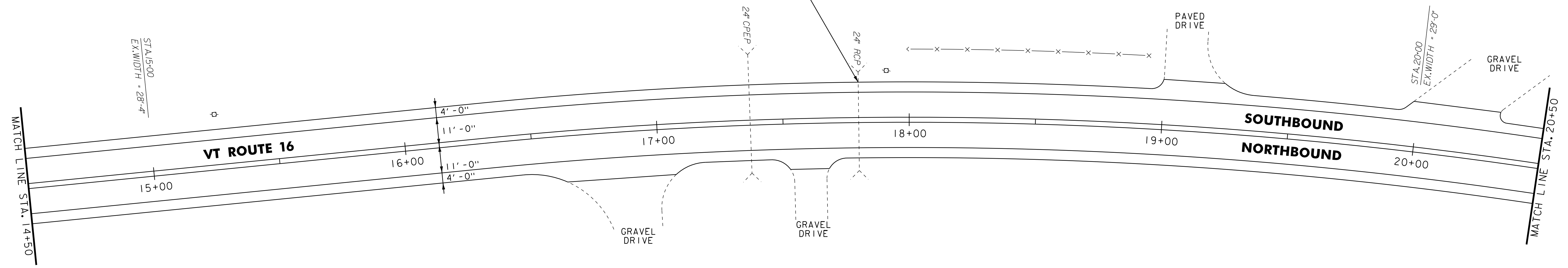
646.412 DURABLE 4 INCH YELLOW LINE, THERMOPLASTIC
 (ALL LINES WILL INCLUDE C BREAKS FOR SIDE ROADS)
 STA. 14+50 TO 20+50, SOLID LT & RT

646.602 TEMPORARY 4 INCH WHITE LINE, PAINT
 (ALL LINES WILL INCLUDE EDGE LINE BREAKS AND
 RADII FOR SIDE ROADS)
 STA. 14+50 TO 20+50, SOLID LT & RT

646.612 TEMPORARY 4 INCH YELLOW LINE, PAINT
 (ALL LINES WILL INCLUDE C BREAKS FOR SIDE ROADS)
 STA. 14+50 TO 20+50, SOLID LT & RT

619.17 YIELDING MARKER POSTS
 STA. 17+40 LT & RT
 STA. 17+70 LT & RT
 STA. 23+45 LT & RT

NO WORK NEEDED
 STA. 17+80, LT
 SLOPE EROSION REPAIR
 SEE MISCELLANEOUS
 DETAIL SHEET #2

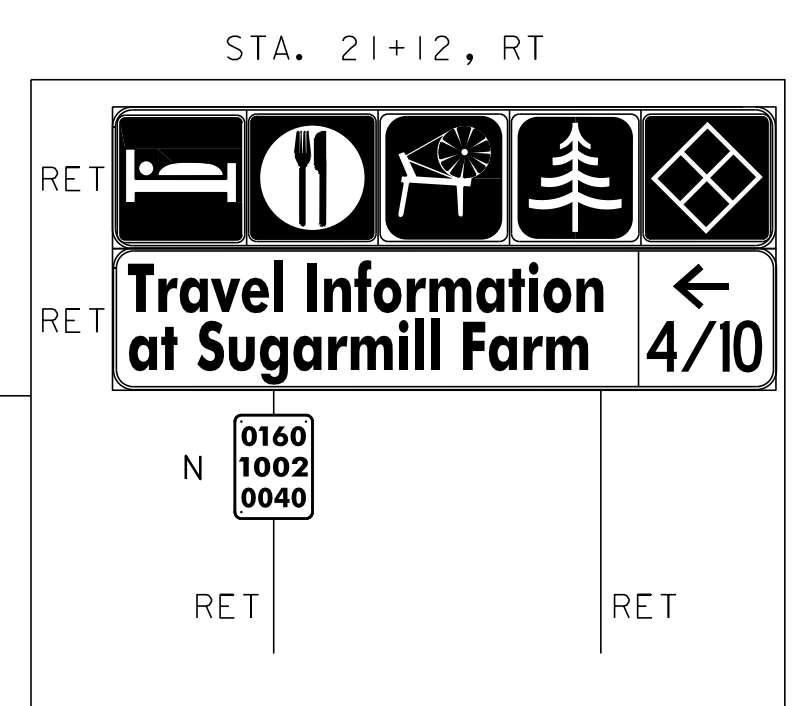
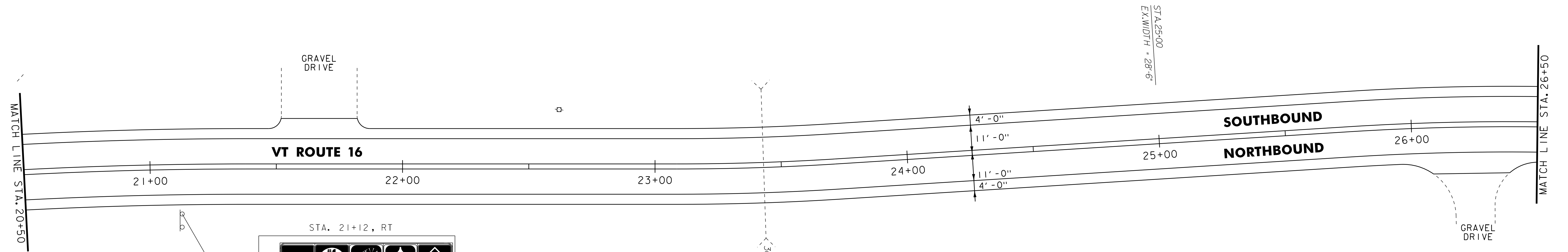


646.402 DURABLE 4 INCH WHITE LINE, THERMOPLASTIC
 (ALL LINES WILL INCLUDE EDGE LINE BREAKS AND
 RADII FOR SIDE ROADS)
 STA. 20+50 TO 26+50, SOLID LT & RT

646.412 DURABLE 4 INCH YELLOW LINE, THERMOPLASTIC
 (ALL LINES WILL INCLUDE C BREAKS FOR SIDE ROADS)
 STA. 20+50 TO 26+50, SOLID LT & RT

646.602 TEMPORARY 4 INCH WHITE LINE, PAINT
 (ALL LINES WILL INCLUDE EDGE LINE BREAKS AND
 RADII FOR SIDE ROADS)
 STA. 20+50 TO 26+50, SOLID LT & RT

646.612 TEMPORARY 4 INCH YELLOW LINE, PAINT
 (ALL LINES WILL INCLUDE C BREAKS FOR SIDE ROADS)
 STA. 20+50 TO 26+50, SOLID LT & RT



- NOTES:
1. FOR LEGENDS, SEE LAYOUT SHEET #1.
 2. ALL EXISTING SIGNS NOT SHOWN SHALL BE RETAINED.

NOT TO SCALE

PROJECT LAYOUT SHEET #23



PROJECT NAME: GLOVER - BARTON
 PROJECT NUMBER: STP 2318(I)

FILE NAME: p01b034.dgn
 PROJECT LEADER: JLL
 DESIGNED BY: STANTEC
 IPARM FILE: p01b034I23.i

PLOT DATE: 28-NOV-2012 15:00
 DRAWN BY: STANTEC
 CHECKED BY: STANTEC
 SHEET 35 OF 60