# STATE OF VERMONT
# AGENCY OF TRANSPORTATION

# TRAFFIC SIGN SUMMARY SHEET

VAOT Metric

| KILOMETER MARKER, STATION, OR SIGN NUMBER | SIGN LEGEND | SIGN DIMENSIONS EA | WIDTH (mm) | HEIGHT (mm) | NEW & SALVAGED SIGNS "A" | "B" | SALV SIGN | SALV TIS | EXIST POST RETAIN | SALVAGE | NO. OF POSTS | FLANGED CHANNEL kg/m 1.7 | 3.0 | 4.5 | SQUARE STEEL (mm) kg/m 44 3.4 | 50 3.9 | 63 5.0 | ANCHOR | SLEEVE | TUBULAR ALUMINUM Ø (mm) kg/m 75 1.9 | 100 2.5 | 100 MOD 2.5 | FOUND-ATION | TUBULAR STEEL Ø (mm) kg/m 75 11.3 | 89 13.4 | 100 16.1 | 125 21.7 | W-SHAPE STEEL FTG. SIZE 600 mm | 750 mm | WEIGHT | POST SIZE | SIGN FRAME REQUIRED | REMARKS | SIGN DETAIL DETAIL ON SHEET NUMBER | STD. SHEET NUMBER |
|---|---|---|---|---|---|---|---|---|---|---|---|---|---|---|---|---|---|---|---|---|---|---|---|---|---|---|---|---|---|---|---|---|---|---|---|---|
| | | | | | | | | | | | | OPTION ITEMS | | | | | | | | | | | | | | | | | | | | | | | | |
| 2+505 LT. 2+504 RT. | | 1<br>1<br>1 | 600<br>900<br>600 | 750<br>900<br>600 | 0.45<br>0.81<br>0.36 | | | | | | 1 | | | X | | | X | | | | | | | | | | | | | | | | | BACK TO BACK | | E-144M<br>E-142M<br>E-143M |
| | 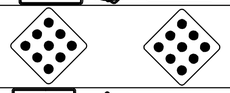 | 1<br>1 | 450<br>450 | 450<br>450 | 0.20<br>0.20 | | | | | | | | | | | | | | | | | | | | | | | | | | | | | BACK TO BACK | | E-150M |
| 2+389 MED. 2+388 MED. |  | 1 | 900 | 750 | 0.68 | | | | | | 1 | | | X | | | X | | | | | | | | | | | | | | | | | | | E-152M |
| |  | 1<br>1 | 450<br>450 | 450<br>450 | 0.20<br>0.20 | | | | | | | | | | | | | | | | | | | | | | | | | | | | | BACK TO BACK | | E-150M |
| 2+372 LT. | | 1 | 900 | 900 | 0.81 | | | | | | 1 | | | X | | | X | | | | | | | | | | | | | | | | | RETAIN EXISTING FLASHING BEACON | | E-152M |
| | | | | | | | | | | | | | | | | | | | | | | | | | | | | | | | | | | | | |
| 2+372 RT. | SUBTOTALS | 1 | 1200 | 750 | 0.90 | | | | | | 2 | | | 7.0 | | | 7.0 | | | | | | | | | | | | | | | | | | | E-145M |
| | | | | | | | | | | | | | | | | | | | | | | | | | | | | | | | | | | | | |
| 2+392 RT. | | 1<br>1<br>1 | 600<br>600<br>750 | 750<br>750<br>750 | 0.45<br>0.64<br>0.56 | | | | | | 1 | | | X | | | X | | | | | | | | | | | | | | | | | BACK TO BACK | | E-144M<br>E-140M<br>E-140M |
| | 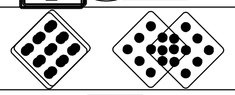 | 1<br>1 | 450<br>450 | 450<br>450 | 0.20<br>0.20 | | | | | | | | | | | | | | | | | | | | | | | | | | | | | BACK TO BACK | | E-150M |
| 2+460 RT. | | 1 | 900 | 750 | 0.68 | | | | | | 2 | | | X | | | X | | | | | | | | | | | | | | | | | | | E-145AM |
| 1+945 RT. | 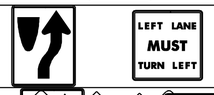 | 1<br>1 | 600<br>750 | 750<br>750 | 0.45<br>0.56 | | | | | | 1 | | | X | | | X | | | | | | | | | | | | | | | | | BACK TO BACK | | E-144M<br>E-140M |
| 2+467 RT. 4+067 LT. | 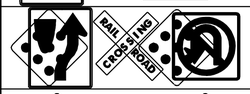 | 1<br>1<br>1 | 600<br>1200<br>600 | 750<br>225<br>600 | 0.45<br>0.54<br>0.36 | | | | | | 1 | | | X | | | X | | | | | | | | | | | | | | | | | BACK TO BACK | | E-144M<br>E-150M<br>E-143M |
| | 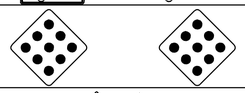 | 1<br>1 | 450<br>450 | 450<br>450 | 0.20<br>0.20 | | | | | | | | | | | | | | | | | | | | | | | | | | | | | BACK TO BACK | | E-150M |
| 2+020 LT. | | 1 | 1200 | 750 | 0.90 | | | | | | 2 | | | X | | | X | | | | | | | | | | | | | | | | | | | E-146M |
| | | | | | | | | | | | | | | | | | | | | | | | | | | | | | | | | | | | | |
| 2+524 MED. 2+524 LT. | | 1 | 900 | 900 | 0.81 | | | | | | 1 | | | X | | | X | | | | | | | | | | | | | | | | | RETAIN EXISTING FLASHING BEACON | | E-152M |
| | | | | | | | | | | | | m | m | m | m | m | m | | EA | kg | kg | kg | | kg | kg | kg | kg | | | | | | | | |
| PROJECT TOTALS | | | | | m² | m² | EA. | m² | | | | m | | | m | | | | | kg | | | EA. | kg | | | | EA. | EA. | kg | | | | | |

FINAL POST LENGTHS ARE TO BE DETERMINED IN THE FIELD. POST SIZES ARE COMPUTED BASED ON INFORMATION FURNISHED ON THE STANDARD SHEETS AND THE TRAFFIC & SAFETY DIVISION'S "SIGN POST DESIGN GUIDELINE."

PROJECT NAME: BERLIN - BARRE CITY
PROJECT NUMBER: STP 2321(1)S

FILE NAME: pave/01b022/pb022.dgn
PROJECT LEADER: WOOLAVER
DESIGNED BY: LOCKE
PLOT DATE: 12-MAR-2007 11:10
DRAWN BY: LOCKE
CHECKED BY:
SHEET 38 OF 39