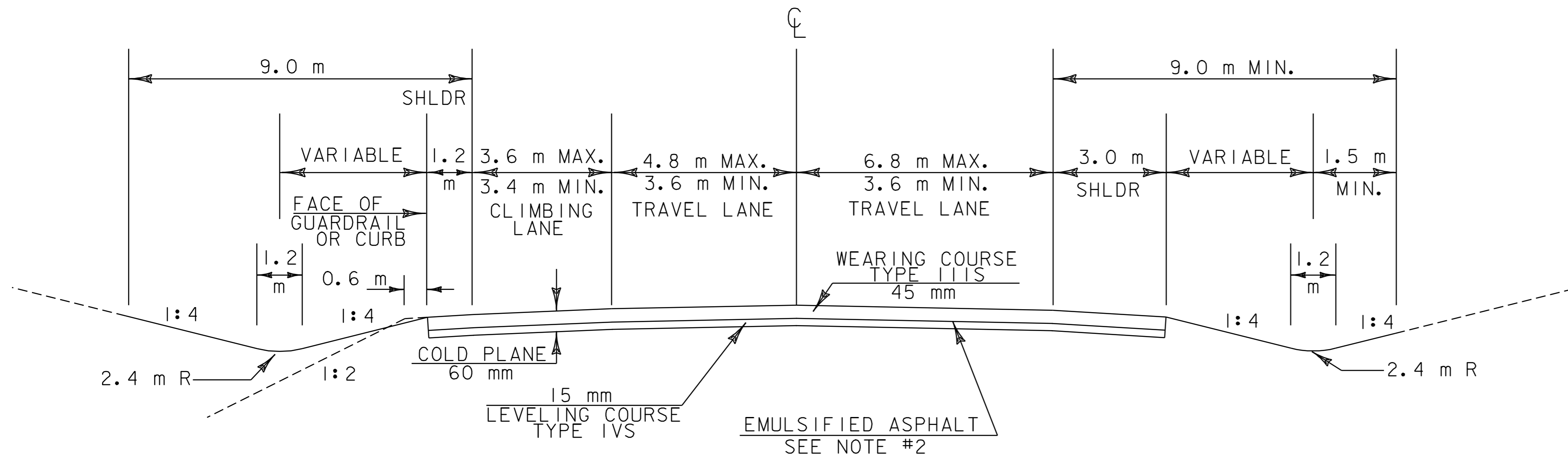


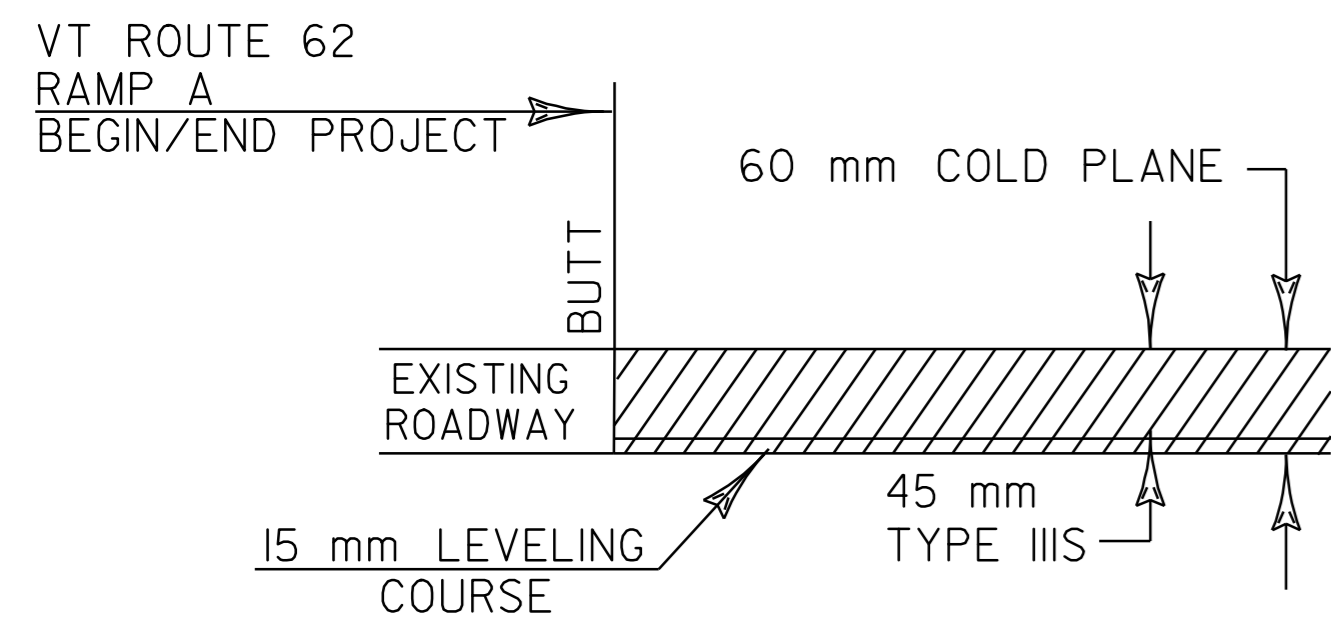
**NORMAL SECTION W/MEDIAN ISLAND
VT RTE 62**

BERLIN STA. 2+244.000 TO STA. 2+554.000
 BERLIN STA. 4+065.000 TO STA. 4+722.571
 BARRE CITY STA. 0+000.000 TO STA. 1+913.000
 BARRE CITY STA. 1+944.000 TO STA. 2+539.000

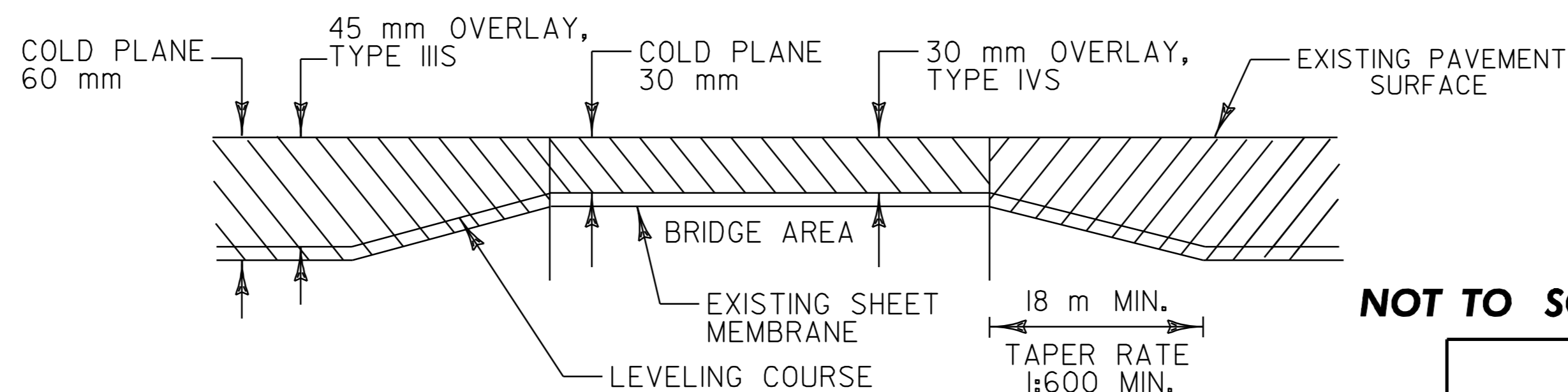


**NORMAL SECTION
VT RTE 62**

BERLIN STA. 2+554.000 TO STA. 4+065.000



APPROACH AREA DETAIL



OVERLAY DETAIL @ BRIDGES 1 AND 11

BERLIN RAMP A BRIDGE #10 OVER VT 62 STA. 0+396.193
 BARRE CITY VT 62 BRIDGE #11 OVER BLACKWELL STREET STA. 2+250.640

NOTES:

1. THE PAVEMENT WEARING COURSE SHALL BE TYPE IIIS AND THE LEVELING COURSE SHALL BE TYPE IVS ITEM 490.30, AS SHOWN ON THE TYPICALS. ALL LIQUID ASPHALT USED IN SUPERPAVE BITUMINOUS CONCRETE PAVEMENT SHALL BE PG 58-34.
2. EMULSIFIED ASPHALT SHALL BE APPLIED ON ALL EXISTING PAVEMENT SURFACES, ON COLD PLANED SURFACES, AND BETWEEN ALL COURSES OF PAVEMENT AT THE RATE OF 0.12 L/m² OR AS DIRECTED BY THE RESIDENT ENGINEER.
3. SUPERPAVE BITUMINOUS CONCRETE PAVEMENT TOLERANCE = 5 mm +/- (TOTAL THICKNESS EXCLUDING LEVELING COURSE).
4. COLD PLANING SHALL BE COMPLETED ACCORDING TO THE TYPICALS OR AS DENOTED OTHERWISE ON THE PLANS. A FULL DEPTH BUTT JOINT SHALL BE CONSTRUCTED AT THE PROJECT BEGIN/END AND AT ALL SIDE ROAD APPROACHES AS SHOWN ON THE PROJECT PLANS OR AS OTHERWISE DIRECTED BY THE RESIDENT ENGINEER. ALL BUTT JOINTS SHALL BE SAW CUT, SUBSIDIARY TO ITEM 490.30.
5. ONE METER OF BACKING IS REQUIRED BEHIND THE FACE OF GUARDRAIL WITH 1.8 m POSTS. IF THIS CANNOT BE OBTAINED THEN 2.4 m POSTS SHALL BE USED. **NO 2.4 m POSTS USED**
6. ESTIMATED QUANTITIES OF ITEM 608.25, EXCAVATOR RENTAL AND ITEM 608.37 TRUCK RENTAL HAVE BEEN INCLUDED FOR THE PROVISION OF CONSTRUCTING GUARDRAIL FLARES WITH EXCAVATED DITCHING MATERIAL. THE GUARDRAIL FLARES SHALL BE CAPPED WITH AN ESTIMATED 75 mm DEPTH OF ITEM 402.12 AGGREGATE SHOULDER MATERIAL (MOD.) UNLESS OTHERWISE DIRECTED BY THE RESIDENT ENGINEER. THE QUANTITIES INCLUDED REFLECT 5 TONS OF AGGREGATE SHOULDER MATERIAL (MOD.) FOR EACH GUARDRAIL TERMINAL. AN ESTIMATED QUANTITY OF EARTH BORROW HAS BEEN INCLUDED TO PROVIDE FOR ADDITIONAL MATERIAL, IF NEEDED.
7. ALL EDGES OF PAVEMENT AND TREATED TIMBER CURB SHALL BE BACKED UP FULL HEIGHT WITH COLD PLANE GRINDINGS AS DIRECTED BY THE RESIDENT ENGINEER AND WILL BE PAID FOR UNDER ITEM 402.12, AGGREGATE SHOULDER MATERIAL (MOD.)
8. GRASS GROWING ADJACENT TO PAVEMENT OR THROUGH CRACKS IN THE PAVEMENT, WHICH MAY HAMPER THE REPLACEMENT OF NEW BITUMINOUS CONCRETE, SHALL BE REMOVED BY THE CONTRACTOR AS DIRECTED BY THE ENGINEER. PAYMENT FOR THIS WORK WILL NOT BE MADE DIRECTLY, BUT WILL BE PAID SUBSIDIARY TO ITEM 490.30 SUPERPAVE BITUMINOUS CONCRETE PAVEMENT (PG 58-34).
9. COLD PLANE GRINDINGS TO BE USED ON THE PROJECT FOR SHOULDER BACKING, REPLACEMENT MATERIALS UNDER SHOULDERS, AND TO BACK UP GUARD RAIL IN ALL GUARD RAIL AREAS. THIS WILL BE PAID UNDER ITEM 402.12, AGGREGATE SHOULDER MATERIAL (MOD.)
10. PIPE INLET AND OUTLET AREAS, AND DITCH CLEANING THROUGH THE PROJECT, SHALL BE PERFORMED AT LOCATIONS AS DIRECTED ON THE DITCH CLEANING DETAIL SHEET AND AS DIRECTED BY THE RESIDENT ENGINEER. PAYMENT WILL BE UNDER THE APPLICABLE EQUIPMENT RENTAL ITEMS.
11. ITEM 616.47 BITUMINOUS CONCRETE GUTTERS AND TRAFFIC ISLANDS WILL BE PAID ONLY WHERE SPECIFIED IN THE PLANS. ALL OTHER BITUMINOUS CONCRETE PAVEMENT WORK, WHICH COULD INVOLVE SOME HAND WORK SHALL BE PAID FOR AT THE CONTRACT UNIT PRICE FOR ITEM 490.30, SUPERPAVE BITUMINOUS CONCRETE PAVEMENT.
12. ALL STEEL POSTS REMOVED WITH THE EXISTING 3 CABLE GUARDRAIL WHICH ARE DEEMED RE-USABLE BY THE RESIDENT ENGINEER, SHALL REMAIN THE PROPERTY OF THE STATE OF VERMONT. THE CONTRACTOR SHALL LOAD THESE MATERIALS ONTO SUITABLE TRANSPORT AND DELIVER THEM TO THE STATE OF VERMONT MAINTENANCE FACILITY IN MIDDLESEX. THE CONTRACTOR SHALL CONTACT DISTRICT #6 ADMINISTRATOR, ERNIE ENGLEHARDT AT (802) 828-2691 AT LEAST TWO WEEKS PRIOR TO DELIVERY TO COORDINATE ACCESS ETC. THE STATE OF VERMONT WILL PROVIDE THE LOCATION, EQUIPMENT, AND PERSONNEL TO STOCKPILE THESE MATERIALS. ALL COSTS WILL NOT BE PAID DIRECTLY, BUT WILL BE CONSIDERED SUBSIDIARY TO THE ITEM UNDER WHICH THEY WERE REMOVED.

NOT TO SCALE

**PROJECT TYPICAL
SHEET # 1**

PROJECT NAME:	BERLIN-BARRE CITY	FILE NAME:	/pave/01b022/pb022.dgn	PLOT DATE:	12-MAR-2007 11:08
PROJECT NUMBER:	STP 2321(1)S	PROJECT LEADER:	WOOLAVER	DRAWN BY:	LOCKE
		DESIGNED BY:	LOCKE	CHECKED BY:	
			pb022+yp.l		SHEET 2 OF 39