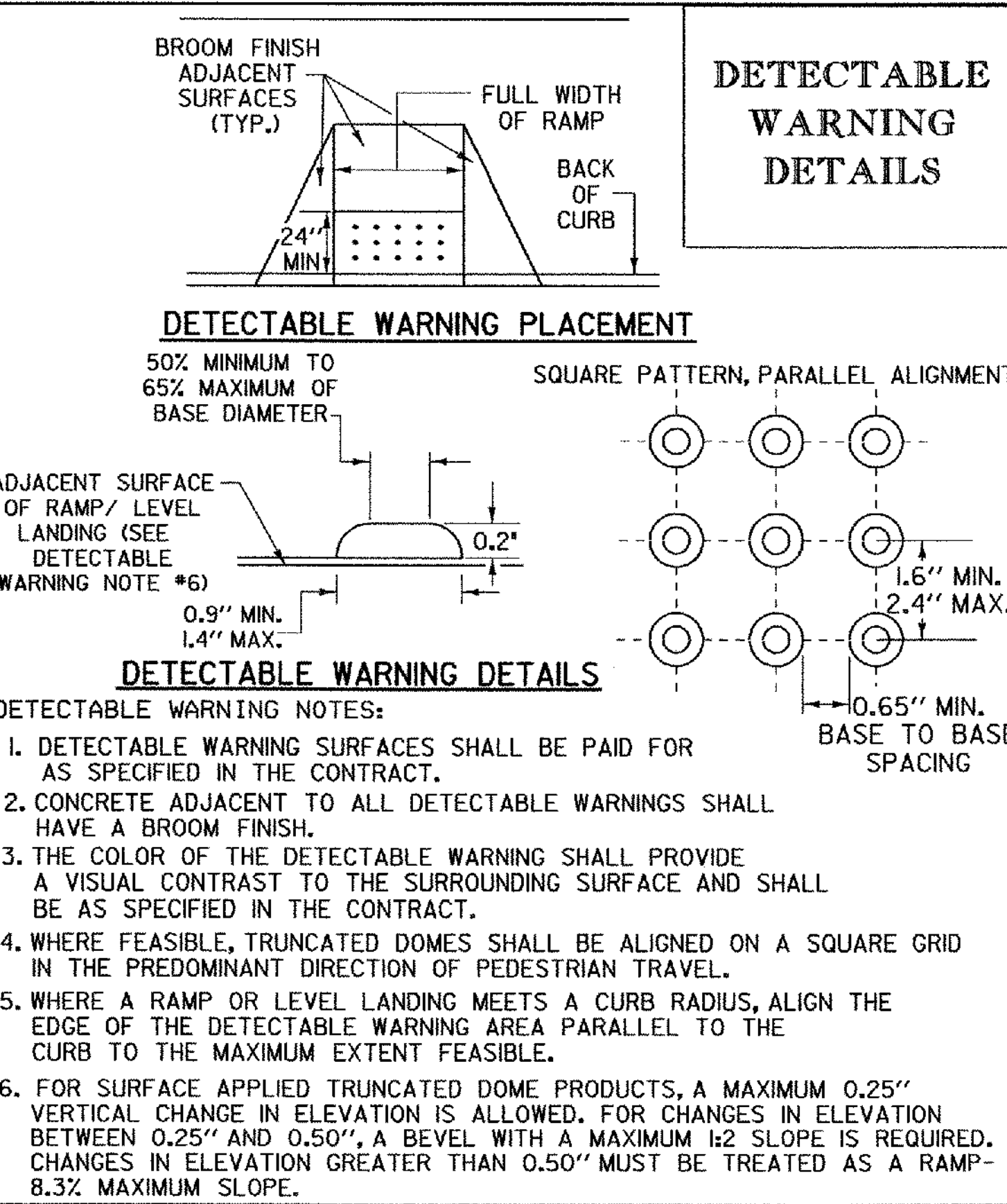
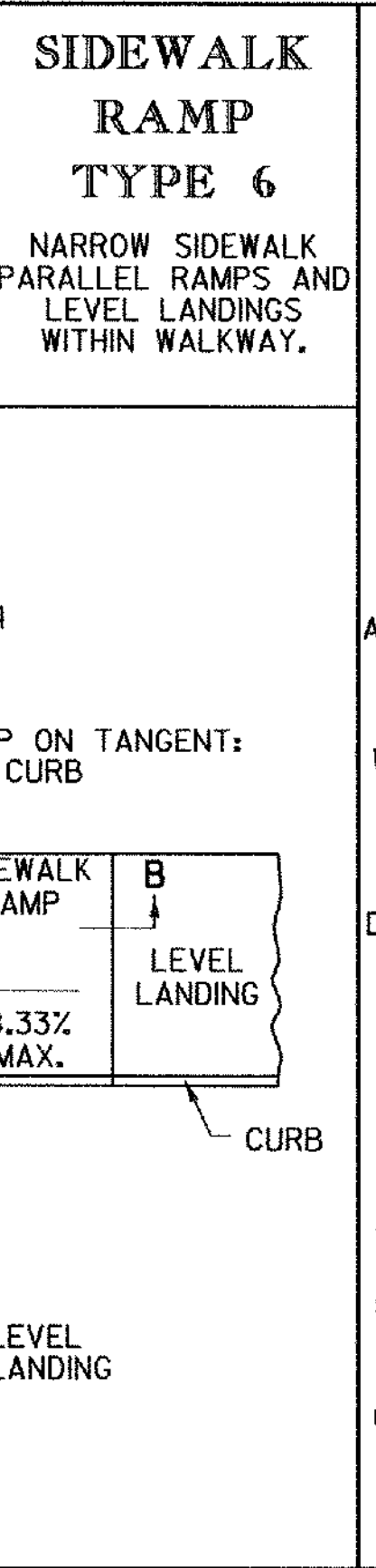
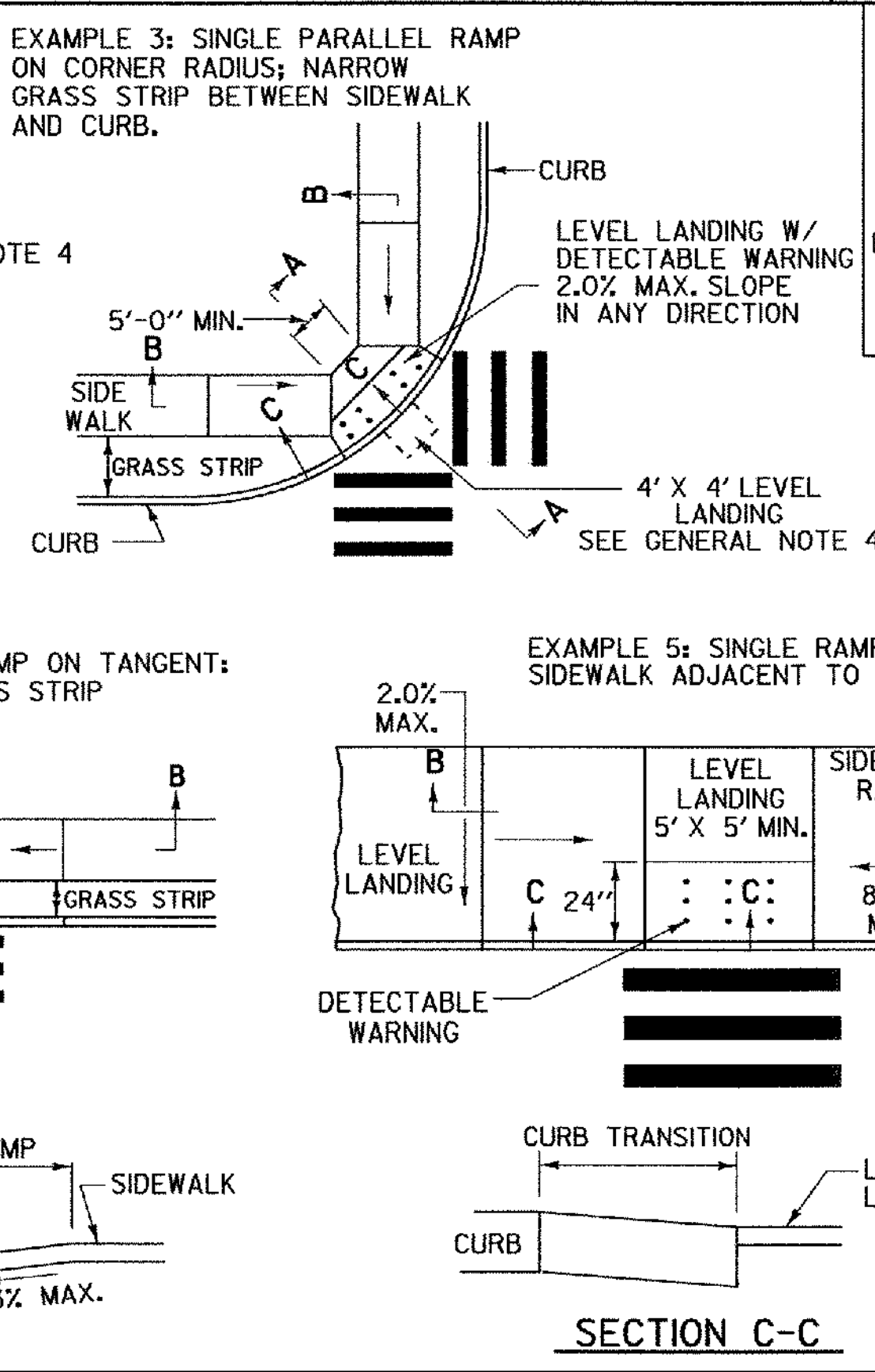
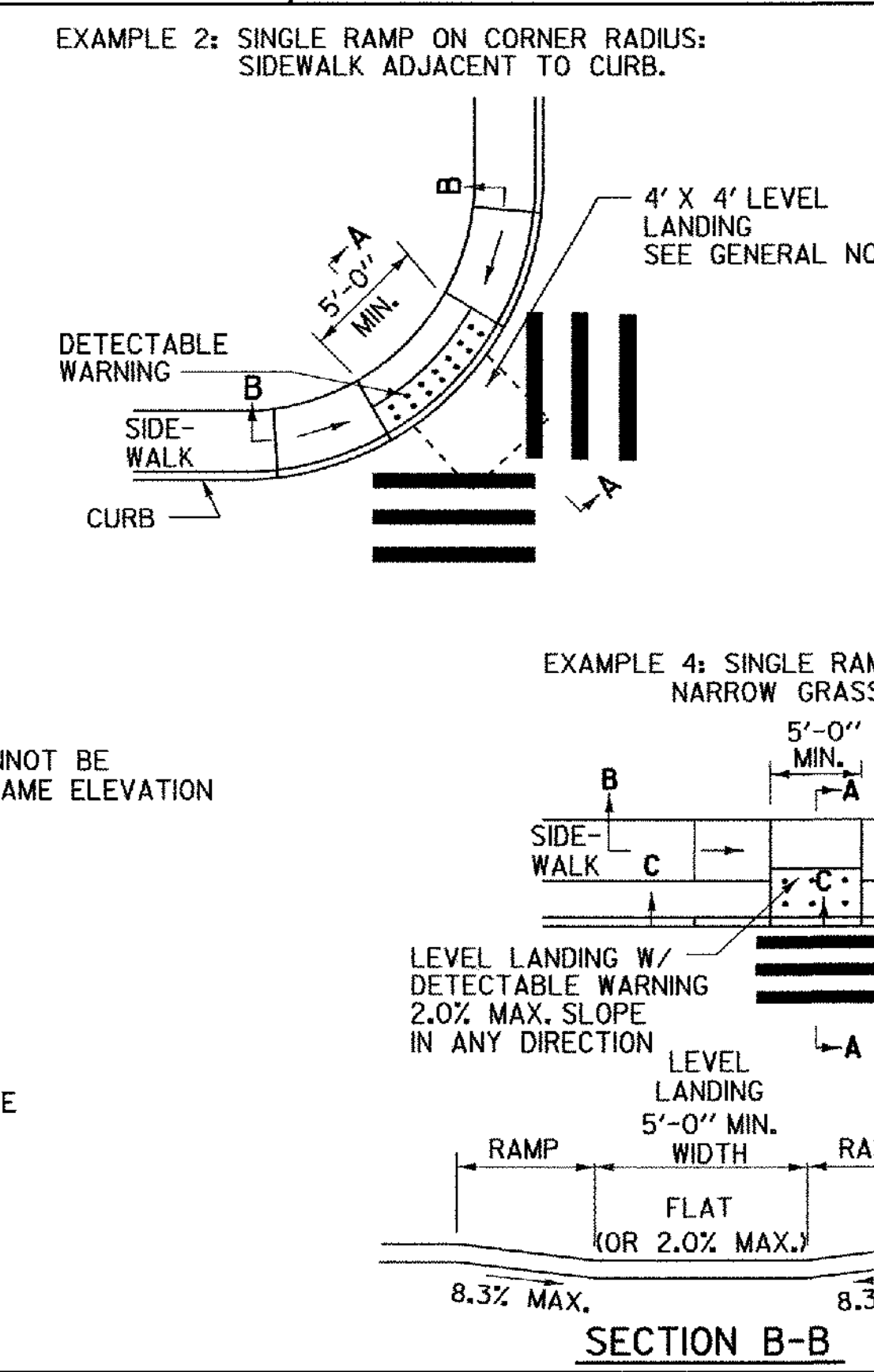
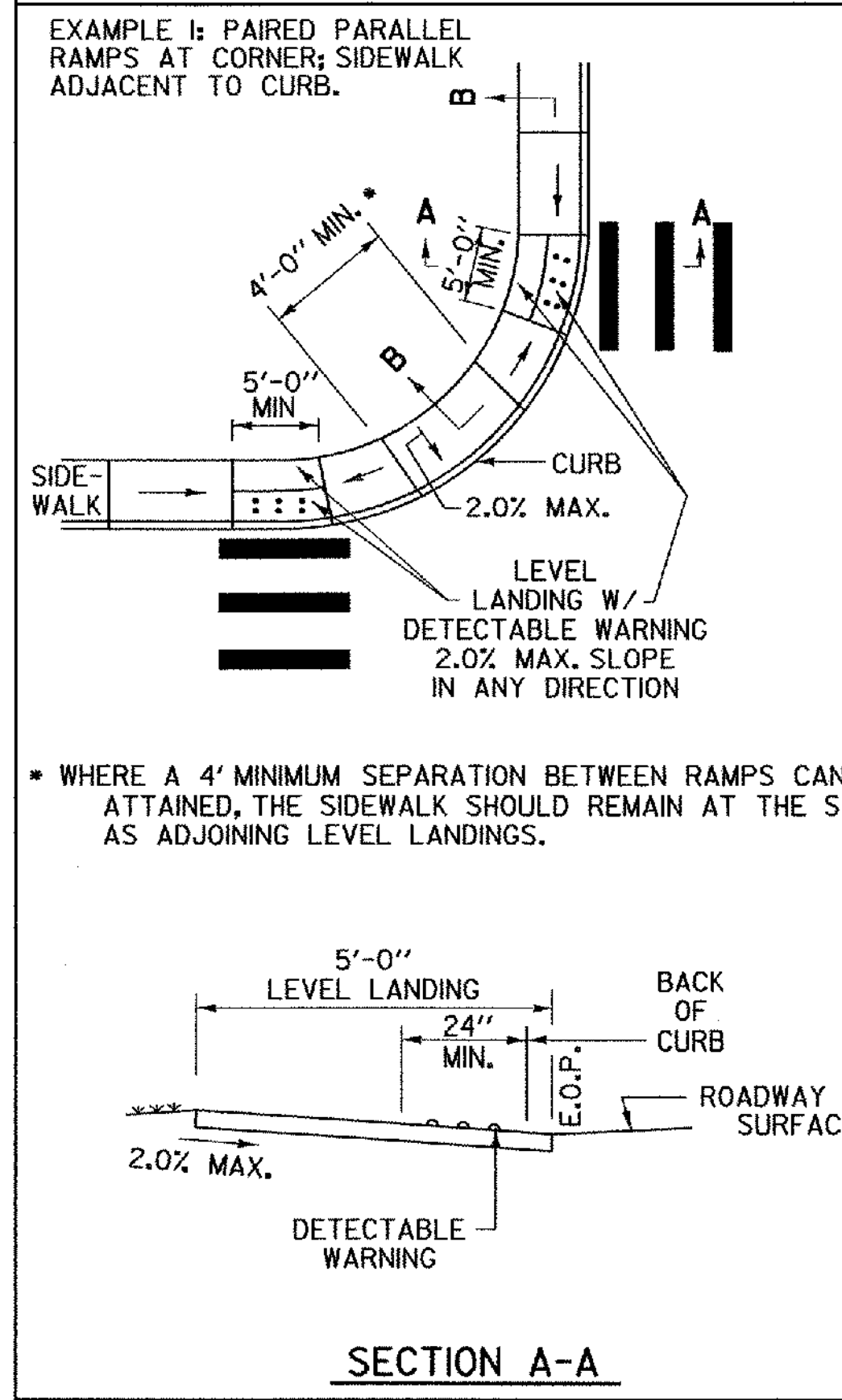
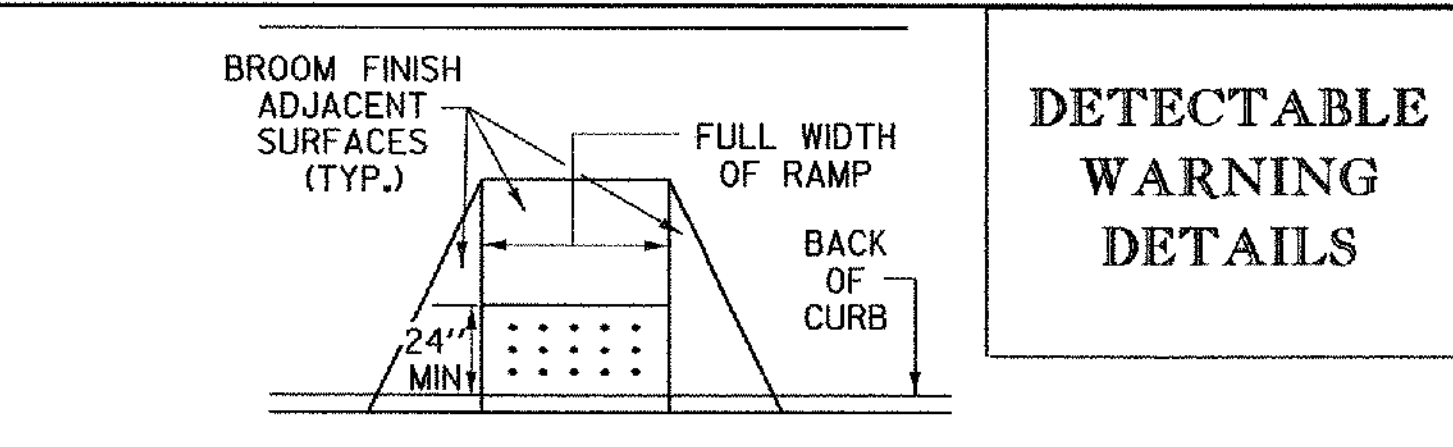


- ### GENERAL NOTES:
1. THE DIMENSIONS AND GRADES SHOWN ON THIS STANDARD WILL BE ADHERED TO IN THE DESIGN AND THE CONSTRUCTION OF SIDEWALK RAMPS. WHERE SIDEWALKS RUN ADJACENT TO ROADWAYS ON STEEP (5% OR GREATER) GRADES, RAMP GRADES WILL BE AS FLAT AS POSSIBLE. (ON LOW SIDE OF DRIVES AND INTERSECTING SIDE STREETS, RAMPS SHALL SLOPE TOWARDS DRIVE OR SIDE STREET @ 2%.)
  2. NOMINAL RAMP DIMENSIONS AND GRADES:  
RAMP WIDTH - 4'-0" MINIMUM  
RAMP SLOPE - 8.3% MAXIMUM  
FLARE SLOPE - 10% MAXIMUM  
RAMP CROSS SLOPE - 2.0% MAXIMUM
  3. A LEVEL LANDING (NO GREATER THAN 2.0% SLOPE IN ANY DIRECTION) SHALL BE PROVIDED AT THE TOP OF SIDEWALK RAMPS TO ALLOW FOR STOPPING AND MANEUVERING OF WHEELCHAIRS.
  4. LEVEL LANDINGS (NO GREATER THAN 2.0% SLOPE IN ANY DIRECTION) AT THE BOTTOM OF PERPENDICULAR RAMPS SHALL BE WHOLLY CONTAINED WITHIN MARKED CROSSWALKS.
  5. DUMMY JOINTS SHALL BE PROVIDED AT TRANSITIONS (GRADE CHANGES) AT TOPS AND BOTTOMS OF RAMPS AND FLARES.
  6. VERTICAL DROP-OFF EDGES TO RAMPS WILL NOT BE BUILT UNLESS THE RAMP ABUTS AN AREA WHICH WILL NOT BE USED BY PEDESTRIANS.
  7. NO VERTICAL "LIP" OR "CURB REVEAL" WILL BE PROVIDED WHERE THE RAMP ADJOINS THE ROADWAY.
  8. AT MARKED CROSSWALKS, THE FULL WIDTH OF THE RAMP OR LANDING SHALL BE CONTAINED WITHIN THE PAVEMENT MARKINGS.
  9. WHERE POSSIBLE, RAMP FLARES SHOULD BE LOCATED OUTSIDE THE DIRECT LINE OF TRAVEL MOST LIKELY TO BE FOLLOWED BY THE VISUALLY IMPAIRED.
  10. SIGNS, POLES, PLANTERS, MAILBOXES, ETC. SHALL NOT BE LOCATED WHERE THEY WILL INTERFERE WITH THE USE OF SIDEWALK RAMPS.
  11. WHERE POSSIBLE, SIDEWALK RAMPS SHOULD NOT BE LOCATED WHERE USERS MUST CROSS DROP INLET GRATES, MANHOLE COVERS OR OTHER ACCESS LIDS. IF THIS CANNOT BE AVOIDED THEN GRATE DESIGN AND PLACEMENT SHALL CONFORM TO ADA REQUIREMENTS.
  12. CURB DRAINAGE SHOULD BE CONSTRUCTED SO AS TO PRECLUDE THE FLOW OF WATER PAST THE SIDEWALK RAMP.
  13. WHEREVER FEASIBLE, TWO SIDEWALK RAMPS ARE RECOMMENDED IN PREFERENCE TO A SINGLE RAMP.
  14. JOINTS WILL BE CONSTRUCTED IN ACCORDANCE WITH CURRENT SIDEWALK SPECIFICATIONS, HOWEVER EXPANSION JOINTS WITHIN THE SIDEWALK RAMP AREA WILL BE AVOIDED WHEREVER POSSIBLE.
  15. SIDEWALKS THAT ARE LESS THAN 5' WIDE BY 5' LONG PASSING AREAS (NO GREATER THAN 2.0% CROSS SLOPE) AT INTERVALS NOT TO EXCEED 200 FEET.
  16. E.O.P. = EDGE OF PAVEMENT
  17. THE PUBLIC SIDEWALK CURB RAMP STANDARDS DEPICTED HERE MAY NOT BE APPROPRIATE FOR ALL LOCATIONS. FIELD CONDITIONS AT INDIVIDUAL LOCATIONS MAY REQUIRE SPECIFIC DESIGNS. DESIGNS MUST BE CONSISTENT WITH THE PROVISIONS OF THIS SHEET TO THE MAXIMUM EXTENT FEASIBLE ON ALTERATION PROJECTS AND WHEN STRUCTURALLY PRACTICABLE ON NEW CONSTRUCTION PROJECTS AS REQUIRED BY THE AMERICANS WITH DISABILITIES ACT ACCESSIBILITY GUIDELINES.



### SIDEWALK RAMP TYPE 6

NARROW SIDEWALK PARALLEL RAMPS AND LEVEL LANDINGS WITHIN WALKWAY.



- ### DETECTABLE WARNING DETAILS
- DETECTABLE WARNING NOTES:
1. DETECTABLE WARNING SURFACES SHALL BE PAID FOR AS SPECIFIED IN THE CONTRACT.
  2. CONCRETE ADJACENT TO ALL DETECTABLE WARNINGS SHALL HAVE A BROOM FINISH.
  3. THE COLOR OF THE DETECTABLE WARNING SHALL PROVIDE A VISUAL CONTRAST TO THE SURROUNDING SURFACE AND SHALL BE AS SPECIFIED IN THE CONTRACT.
  4. WHERE FEASIBLE, TRUNCATED DOMES SHALL BE ALIGNED ON A SQUARE GRID IN THE PREDOMINANT DIRECTION OF PEDESTRIAN TRAVEL.
  5. WHERE A RAMP OR LEVEL LANDING MEETS A CURB RADIUS, ALIGN THE EDGE OF THE DETECTABLE WARNING AREA PARALLEL TO THE CURB TO THE MAXIMUM EXTENT FEASIBLE.
  6. FOR SURFACE APPLIED TRUNCATED DOME PRODUCTS, A MAXIMUM 0.25" VERTICAL CHANGE IN ELEVATION IS ALLOWED. FOR CHANGES IN ELEVATION BETWEEN 0.25" AND 0.50", A BEVEL WITH A MAXIMUM 1:2 SLOPE IS REQUIRED. CHANGES IN ELEVATION GREATER THAN 0.50" MUST BE TREATED AS A RAMP-8.3% MAXIMUM SLOPE.

11. WHERE POSSIBLE, SIDEWALK RAMPS SHOULD NOT BE LOCATED WHERE USERS MUST CROSS DROP INLET GRATES, MANHOLE COVERS OR OTHER ACCESS LIDS. IF THIS CANNOT BE AVOIDED THEN GRATE DESIGN AND PLACEMENT SHALL CONFORM TO ADA REQUIREMENTS.
  12. CURB DRAINAGE SHOULD BE CONSTRUCTED SO AS TO PRECLUDE THE FLOW OF WATER PAST THE SIDEWALK RAMP.
  13. WHEREVER FEASIBLE, TWO SIDEWALK RAMPS ARE RECOMMENDED IN PREFERENCE TO A SINGLE RAMP.
  14. JOINTS WILL BE CONSTRUCTED IN ACCORDANCE WITH CURRENT SIDEWALK SPECIFICATIONS, HOWEVER EXPANSION JOINTS WITHIN THE SIDEWALK RAMP AREA WILL BE AVOIDED WHEREVER POSSIBLE.
  15. SIDEWALKS THAT ARE LESS THAN 5' WIDE BY 5' LONG PASSING AREAS (NO GREATER THAN 2.0% CROSS SLOPE) AT INTERVALS NOT TO EXCEED 200 FEET.
  16. E.O.P. = EDGE OF PAVEMENT
  17. THE PUBLIC SIDEWALK CURB RAMP STANDARDS DEPICTED HERE MAY NOT BE APPROPRIATE FOR ALL LOCATIONS. FIELD CONDITIONS AT INDIVIDUAL LOCATIONS MAY REQUIRE SPECIFIC DESIGNS. DESIGNS MUST BE CONSISTENT WITH THE PROVISIONS OF THIS SHEET TO THE MAXIMUM EXTENT FEASIBLE ON ALTERATION PROJECTS AND WHEN STRUCTURALLY PRACTICABLE ON NEW CONSTRUCTION PROJECTS AS REQUIRED BY THE AMERICANS WITH DISABILITIES ACT ACCESSIBILITY GUIDELINES.
- OTHER STANDARDS REQUIRED: C-2A, C-2B, C-3A, C-10 AND RR-1

### REVISIONS AND CORRECTIONS

FEB. 2, 2004 - DATE OF ORIGINAL ISSUE

SEPT. 1, 2004 - MINOR REVISIONS TO COMPLY WITH ADAAG

MAR. 10, 2008 - MINOR REVISIONS TO COMPLY WITH ADA STANDARDS

### APPROVED

*Alan E. Amoreau*  
LOCAL TRANSPORTATION FACILITIES PROGRAM MANAGER

*Richard J. Petrowski*  
DIRECTOR OF PROGRAM DEVELOPMENT

*Mark D. Kubit*  
FEDERAL HIGHWAY ADMINISTRATION

# SIDEWALK RAMPS AND MEDIAN ISLANDS

