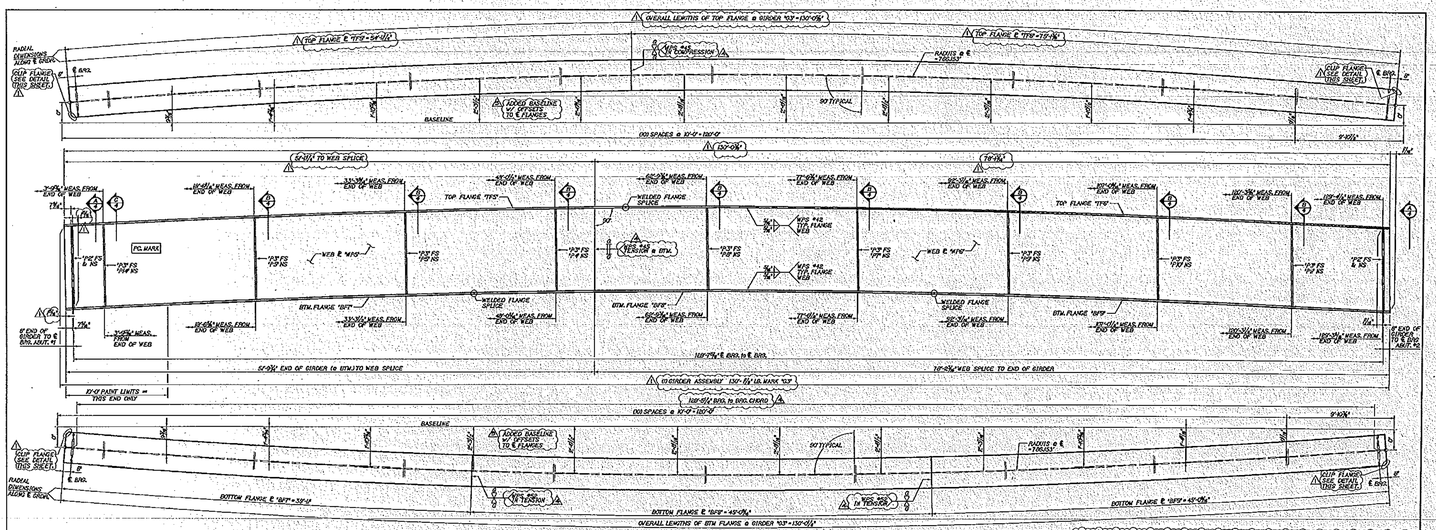

4 DIMENSIONAL PLANS & ELEVATIONS ~ GIRDER "G3"

DIMENSIONAL DETAILS ARE DEVELOPED DIMENSIONS ARE ALONG AND U.N.O.
SCALE: 1/4"=1'-0"
VERTICAL SCALE EXAGERATED 8X

~ PAINT WITH CARBOLINE 890 PRIME COAT WITH CARBOZINC 893 TOP COAT WITH CARBOTHANE 133 UV APPLIED IN SHOP
TOUCH UP REQUIRED IN THE FIELD DUE TO DAMAGE FROM HANDLING AND ERECTION BY OTHERS

~STIFFENERS AND ENDS OF BEAM CHAMFERED TO BE VERTICAL AT STEEL DEAD LOAD CONDITION.
~BRINGING DIMENSIONS ADDED TO THE BOTTOM OF THE STIFFENERS.
~BRINGING DIMENSIONS ARE NOW GIVEN ALONG THE GIRDER AND ALONG THE CAMBER OF THE BEAM ON WHERE THE FILLET WELD BETWEEN WEB AND FLANGE WILL BEA TOP PAINTING DIMENSIONS HAVE BEEN UPDATE ACCORDINGLY.

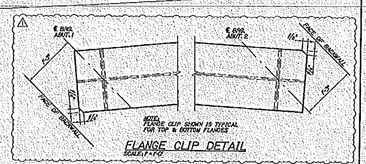

FLANGE CLIP DETAIL
SCALE: 1"=1'-0"

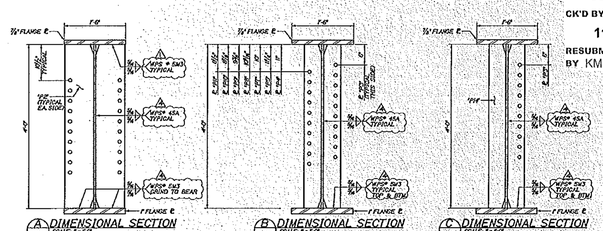

A 4 DIMENSIONAL SECTION
SCALE: 1"=1'-0"

B 4 DIMENSIONAL SECTION
SCALE: 1"=1'-0"

C 4 DIMENSIONAL SECTION
SCALE: 1"=1'-0"

Vermont Agency of Transportation
RECEIVED
CK'D BY GML OK'D BY JEL
11:20 am, Mar 19, 2012
RESUBMIT _____ APPROVED X
BY KMH DATE 3/19/2012

NOTE:
FOR CAMBER DIAGRAMS SEE SHEET "M3"

BILL OF MATERIALS

SHIP	SHIP MARK	NO. PCS.	PIECE MARK	DESCRIPTION	LENGTH	REMARKS	MATERIAL
1	03			BRIDGE GIRDER	150'-0⅛"	108,240#	
		1	W15	E ⅝" x 48"	52'-0⅝"	8,300#	GI. 50W (GW3)
		1	W16	E ⅝" x 48"	75'-7½"	7,960#	GI. 50W (GW3)
		1	TF3	E ½" x 30"	54'-11½"	2,025#	GI. 50W (GW3)
		1	TF1	E ½" x 30"	75'-7½"	4,030#	GI. 50W (GW3)
		1	BF1	E ½" x 16"	59'-0"	2,445#	GI. 70W (GW3)
		1	BF2	E ½" x 16"	49'-0⅝"	2,030#	GI. 70W (GW3)
		1	BF3	E ½" x 16"	49'-0⅝"	2,030#	GI. 70W (GW3)
		4	P2	SEE SHEET M		100 EA.	
		9	P3	SEE SHEET M		34# EA.	
		1	P4	SEE SHEET M		34# EA.	
		2	P5	SEE SHEET M		34# EA.	
		1	P7	SEE SHEET M2		34# EA.	
		1	P8	SEE SHEET M2		34# EA.	
		1	P9	SEE SHEET M2		34# EA.	
		1	P10	SEE SHEET M2		34# EA.	
		1	P11	SEE SHEET M2		34# EA.	
		1	P14	SEE SHEET M2		34# EA.	

FINISH	SSPC SP10 EXCEPT WELDS - OUTSIDE AND SLIMITS ONLY			
MATERIAL	AASHTO M270 (ASTM A709) GR DOR 50W (FY=70) (ASTM A709 GR DOR 50W-STM PLANGE)			
HOLES	19/16" D U.N.O.	4	3/13/2012	GS MORSE	JJH
ELECTRODES		3	3/20/2012	DATELINE M OFFSETS & ADVISED	JJH
WELDS	PER WELD PROCEDURE				
SURFACE PREP	SSPC SP10 w/ Fe/Zn/Fe/Zn SLIMITS	1	3/19/2012	AS NOTED	JJH
	SSPC SP6 EXTERIOR	NO	DATE	DISCOMPTION	BY

REVISIONS

ARC
ADVANCED RESOURCES INC.

ADVANCED RESOURCES & CONST. ENTERPRISES, INCORPORATED
P.O. BOX 120 FERRISBURGH, VT. 05447
PHONE: (802) 425-2108 - FAX: (802) 355-4084

DRAFTER	JJH	GIRDER 3	PROJECT NO.
DATE	DEC 2011	BRIDGE #37, TOWN HIGHWAY 6	BRO 1(102)
CHECKED	EJG	GRANDBY, VERMONT	DWG. NO.
DATE	JAN 2012	T. BUCK CONSTRUCTION	4