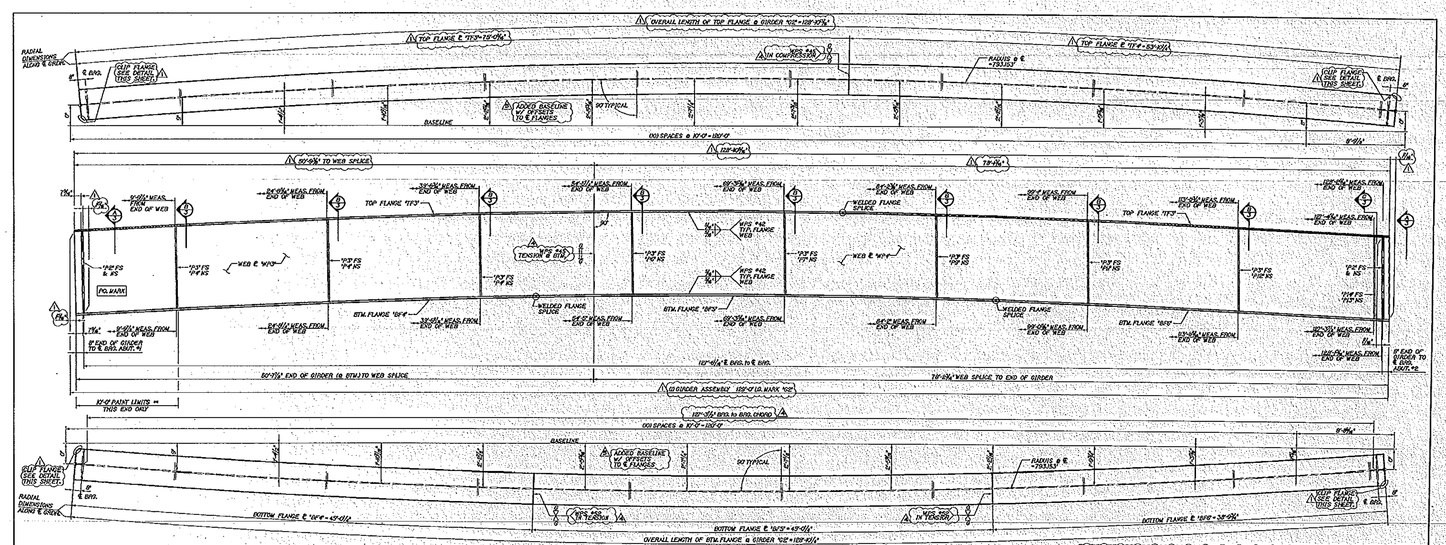

1 DIMENSIONAL PLANS & ELEVATIONS ~ GIRDER "G2"
SCALE: 1/8"=1'-0"

DIMENSIONAL DETAILS ARE DEVELOPED TOGEMETRICS (ARE ALONG ARC LINE)
VERTICAL SCALE EXAGERATED 8X

* PAINT WITH CARBOZINC 11HS, INTERMEDIATE COAT WITH CARBOMAC 893, TOP COAT WITH CARBOTHANE 133 UV AP792
TOUCH UP REQUIRED IN THE FIELD DUE TO DAMAGE FROM HANDLING AND ERECTION BY OTHERS

STIFFENERS AND ENDS OF BEAM CONVERGED TO BE VERTICAL AT STEEL DEAD LOAD CONDITION.
RUNNING DIMENSIONS ADDED TO THE BOTTOM TOP FLANGE ARE APPROXIMATE.
RUNNING DIMENSIONS ADDED TO THE TOP OF THE BOTTOM FLANGE ALONG THE CAMBER OF THE
FLANGE IN WHICH THE FILLET WELD BETWEEN WEB AND FLANGE WILL BE. TOP RUNNING DIMENSIONS
HAVE BEEN UPDATED ACCORDINGLY.

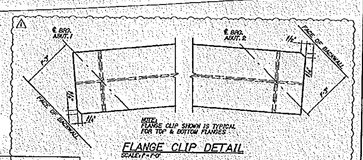

FLANGE CLIP DETAIL
SCALE: 1"=1'-0"

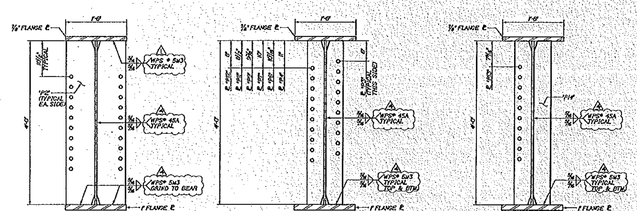

A 3 DIMENSIONAL SECTION
SCALE: 1"=1'-0"

B 3 DIMENSIONAL SECTION
SCALE: 1"=1'-0"

C 3 DIMENSIONAL SECTION
SCALE: 1"=1'-0"

Vermont Agency of Transportation
RECEIVED
CK'D BY GML OK'D BY JEL
11:20 am, Mar 19, 2012
RESUBMIT _____ APPROVED X
BY KMH DATE 3/19/2012

NOTE:
FOR GIRDER DIAGRAMS SEE SHEET "G3"

BILL OF MATERIALS

SHOP	SHOP MARK	NO. PCS.	PIECE MARK	DESCRIPTION	LENGTH	REMARKS	MATERIAL
1	G2			BRIDGE GIRDER	102'-0"	20,000#	
		1	W1A	℄ ¾" x 48"	50'-6½"	6359#	Gr. 50W (50W)
		1	W1B	℄ ¾" x 48"	78'-3¾"	7063#	Gr. 50W (50W)
		1	TF3	℄ ½" x 18"	119'-10¾"	4020#	Gr. 50W (50W)
		1	TF4	℄ ½" x 18"	53'-10½"	2800#	Gr. 50W (50W)
		1	BF4	℄ 1" x 18"	49'-0¼"	2760#	Gr. 70W (70W)
		1	BF3	℄ 1" x 18"	49'-0¼"	2760#	Gr. 70W (70W)
		1	BF2	℄ 1" x 18"	39'-0¼"	2190#	Gr. 70W (70W)
		4	P2	SEE SHEET W1		30# EA.	
		8	P3	SEE SHEET W1		3# EA.	
		3	P4	SEE SHEET W1		3# EA.	
		1	P6	SEE SHEET W1		3# EA.	
		1	P7	SEE SHEET W2		3# EA.	
		1	P9	SEE SHEET W2		3# EA.	
		1	P8	SEE SHEET W2		3# EA.	
		1	P12	SEE SHEET W2		3# EA.	
		1	P13	SEE SHEET W2		3# EA.	
		1	P14	SEE SHEET W2		3# EA.	

FINISH	SSPC SP10 EVERYWHERE - OUTSIDE PAINT LIMITS ONLY			
MATERIAL	AASHTO M183 (ASTM A709) GRADE 50W (50W)			
	DETAILS PER GRADE M183 (ASTM - STEEL PLANGES)			
HOLES	13/16" Ø UNO.	4	3/19/12	03/19/12	JH
ELECTRODES		3	3/19/12	03/19/12	SUBMITTAL OF OFFERS & ADVISED	JH
WELDS	PER AWS D1.5 PROCEDURE					JH
SURFACE PREP	SSPC SP10 to PAINTING LIMITS	1	3/12/12	03/12/12	AS BUILTED	JH
	SSPC SP10 EVERYWHERE	NO.	DATE		DESCRIPTION	BY

REVISIONS

ARC
ADVANCED RESOURCES & CONST. ENTERPRISES, INCORPORATED
P.O. BOX 1313 SPRINGFIELD, VT. 05156
PHONE: (802) 886-2041 - FAX: (802) 886-8064

DRAWN BY	JJH	GIRDER 2	PROJECT NO. BRO 16(29)
DATE	DEC. 2011	BRIDGE # 34, TOWN HIGHWAY 6	
CHECKED	ETC	SPRINGFIELD, VERMONT	DWG. NO. 3
DATE	JAN. 2012	T BUCK CONSTRUCTION	