

TEMPORARY AND DURABLE 100mm YELLOW LINE
 STA 4+000 TO 4+667 SOLID LT&RT
 STA 4+395 DOUBLE SOLID LT
 STA 4+420 DOUBLE SOLID LT
 STA 4+667 TO 4+892 DASHED LT & SOLID RT
 STA 4+892 TO 5+400 SOLID LT&RT
 (WITH CENTERLINE BREAKS FOR TOWN HIGHWAYS)

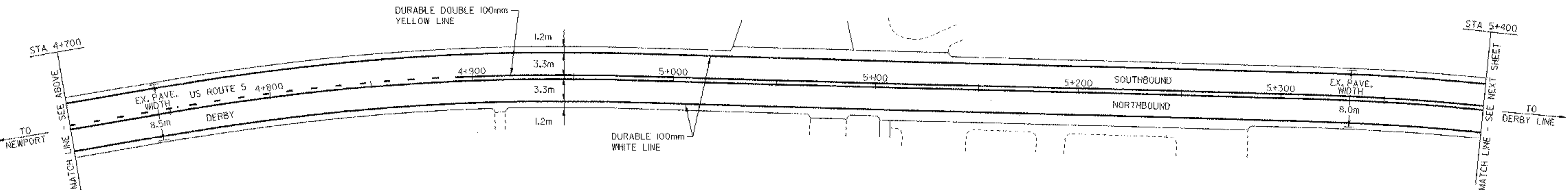
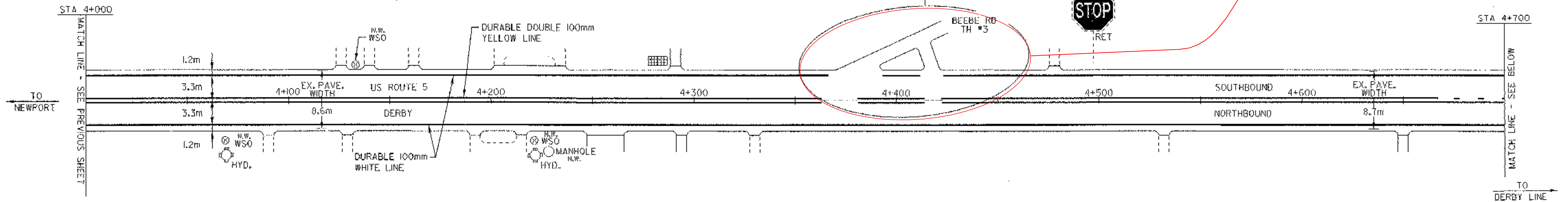
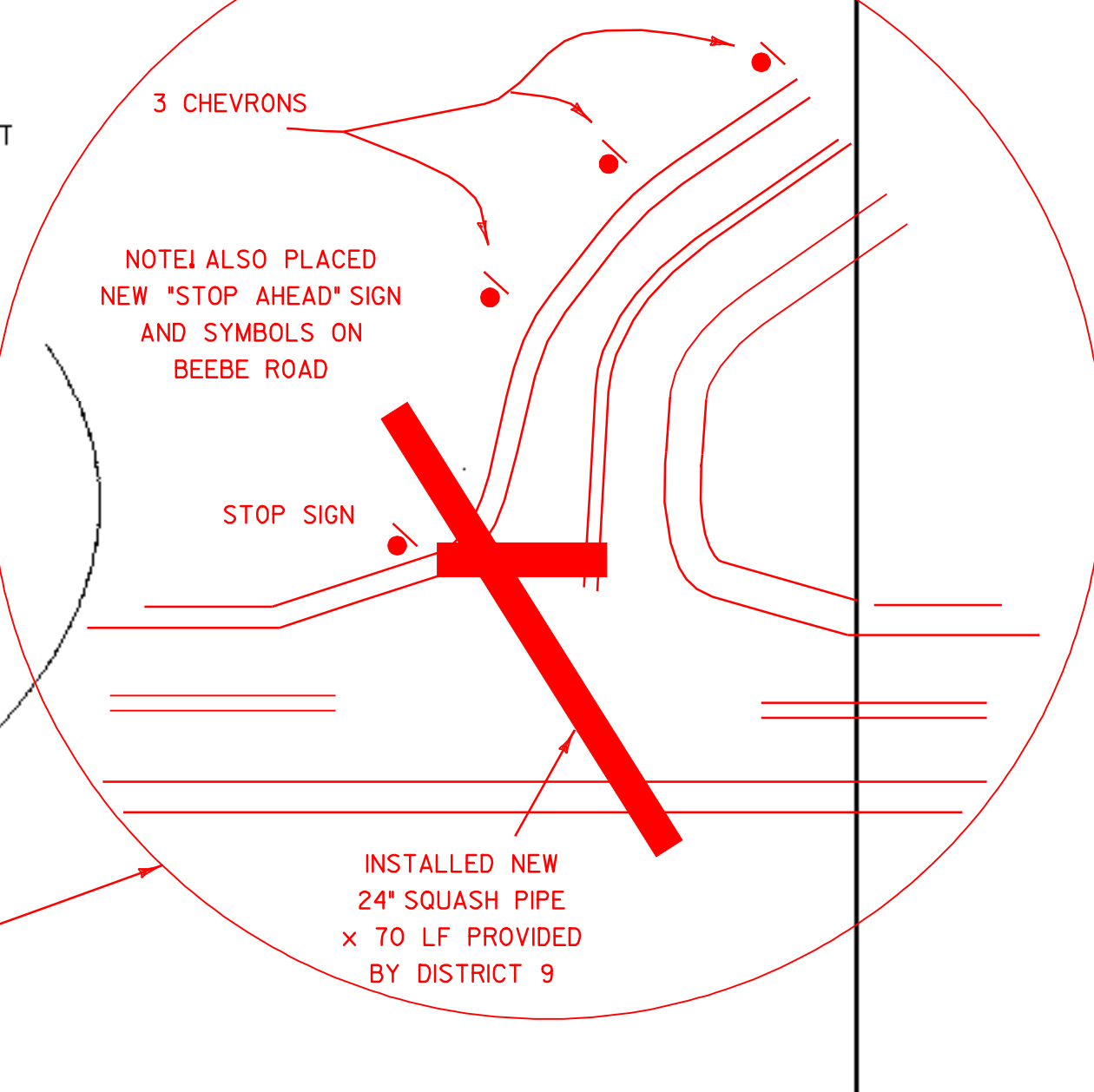
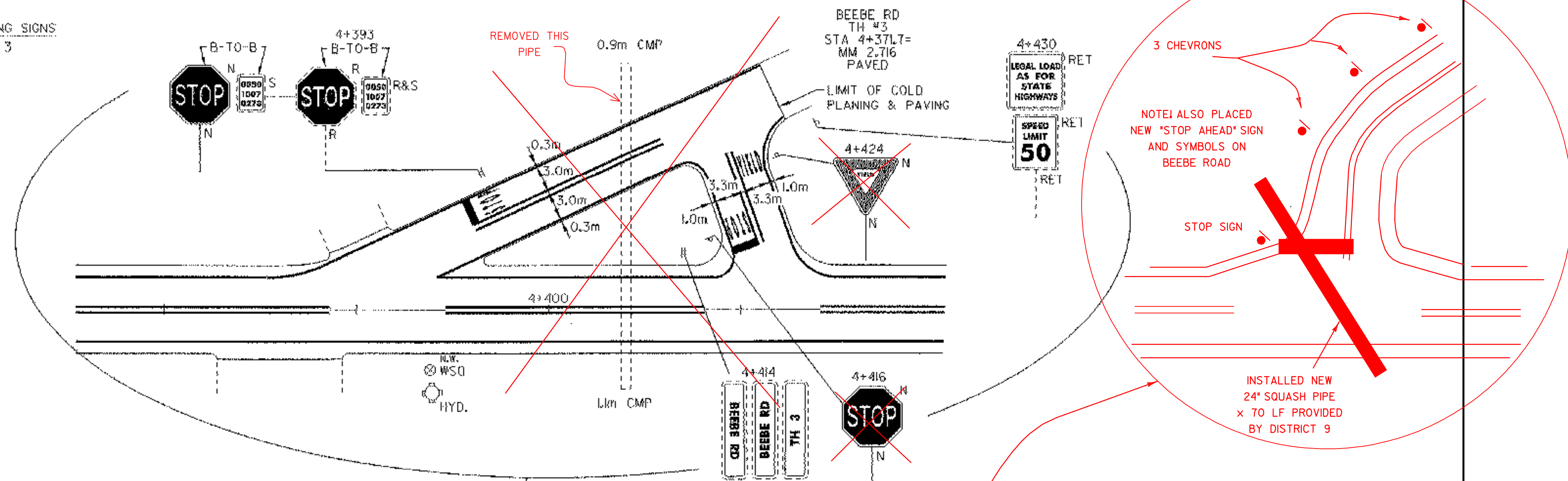
TEMPORARY AND DURABLE 100mm WHITE LINE
 STA 4+000 TO 5+400 SOLID LT&RT
 (WITH EDGE LINE BREAKS FOR TOWN HIGHWAYS)

REMOVING SIGNS
 3

TEMPORARY AND DURABLE 600mm STOP BAR
 STA 4+395 LT BEEBE RD
 STA 4+420 LT BEEBE RD

TEMPORARY AND DURABLE LETTER OR SYMBOL
 STA 4+395 LT "STOP"
 STA 4+420 LT "YIELD", "STOP"

REHABILITATION OF D.I.'S, C.B.'S OR M.H.'S
 STA 4+282 LT (2 GRATES)



- LEGEND
- N = NEW
 - R = REMOVE
 - R&S = REMOVE & SALVAGE
 - RET = RETAIN
 - S = SALVAGE
 - B-T-O-B = BACK TO BACK
 - ⊕ [] = CATCH BASIN/DI/MANHOLE
 - n.w. [] = EXISTING CB/DI (NO WORK REQUIRED)
 - ⊙ = SEWER MANHOLE
 - I = MARKER POST
 - ⊗ = UTILITY POLE
 - ⊗/I = UTIL. POLE W/UNDERGROUND UTIL.
 - ⊙ = VALVE/CURB STOP
 - = DRIVE

ARCHIVED ON CADD



PAVING PROJECT LAYOUT #11	DESIGNED BY	BCE/PJM	DATE	12-00
	DRAWN BY	C.E.A., INC.	DATE	12-00
	DESIGN FILE NO.	/pave/00c052/pc052a.dgn		
	PRF FILE	pc052ap1.1	DATE PLOTTED	05-JUN-2003
	PROJ. NAME	DERBY		
PROJ. NO.	STP 2224(1)S			
SHEET	17	OF	27	SHEETS