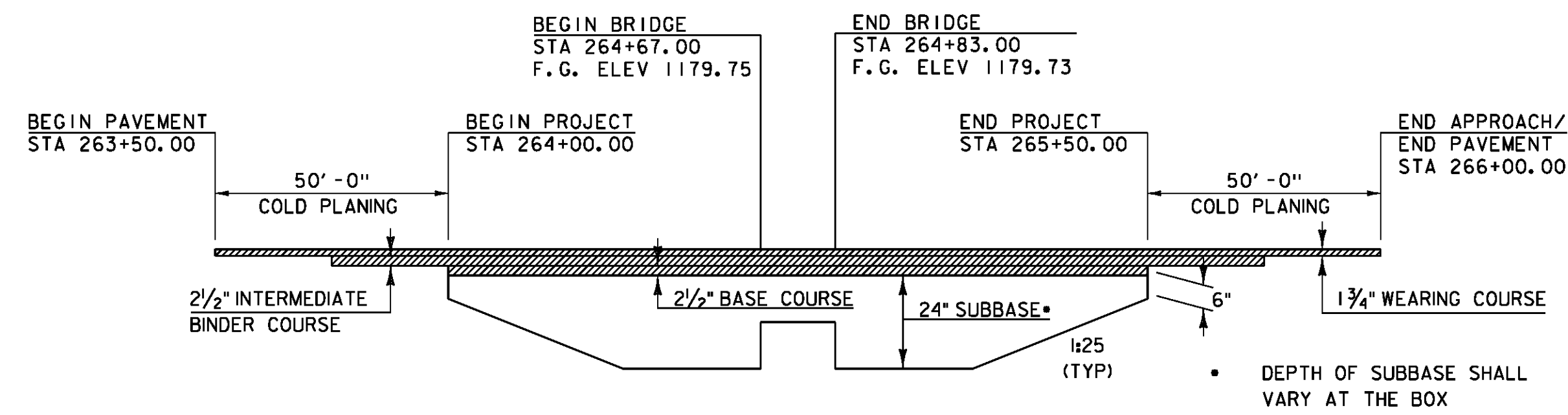
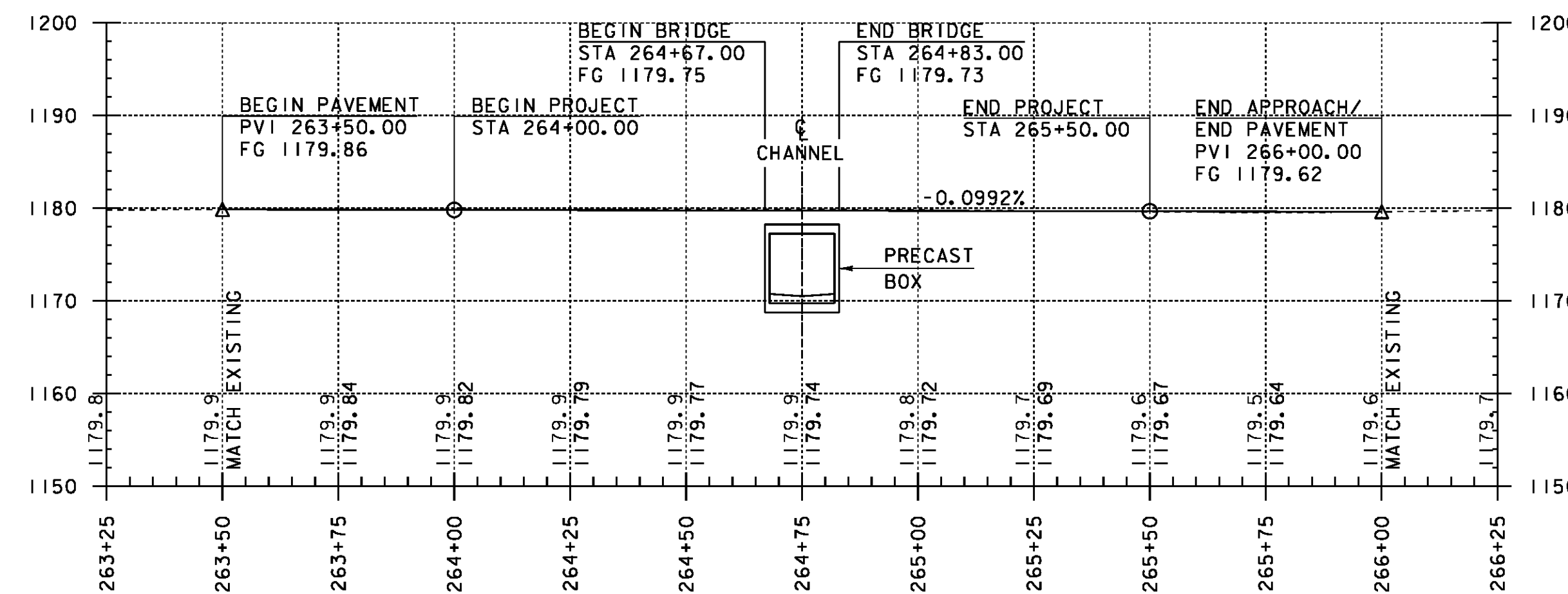


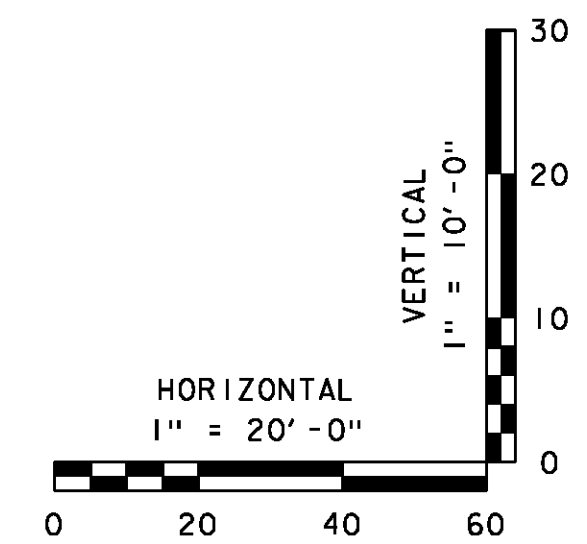
**BANKING DIAGRAM**  
 HOR. SCALE 1" = 20'-0"  
 NO VER. SCALE



**MATERIAL TRANSITION**  
 HOR. SCALE 1" = 20'-0"  
 NO VER. SCALE



**MAINLINE PROFILE**  
 HOR. SCALE 1" = 20'-0"  
 VER. SCALE 1" = 10'-0"



THE GRADES SHOWN TO THE NEAREST TENTH ARE THE ORIGINAL GROUND ELEVATIONS ALONG THE PROPOSED ALIGNMENT.

THE GRADES SHOWN TO THE NEAREST HUNDREDTH ARE THE FINISH GRADES ALONG THE PROPOSED ALIGNMENT.

PROJECT NAME: BRIGHTON  
 PROJECT NUMBER: STP 034-3(21)

FILE NAME: s00b246xs.dgn  
 PROJECT LEADER: K. HIGGINS  
 DESIGNED BY: J. SALVATORI  
 MAINLINE PROFILE

PLOT DATE: 12-JUN-2012  
 DRAWN BY: J. SALVATORI  
 CHECKED BY: W. LAMMER  
 SHEET 9 OF 30