STATE OF VERMONT
AGENCY OF TRANSPORTATION

# TRAFFIC SIGN SUMMARY SHEET

| MILEMARKER, STATION, OR SIGN NUMBER | SIGN LEGEND | SIGN DIMENSIONS EA | WIDTH (in) | HEIGHT (in) | NEW & SALVAGED SIGNS "A" | "B" | SALV SIGN | SALV TIS | EXIST POST RETAIN | SALVAGE | NO. OF POSTS | FLANGED CHANNEL lb/ft 1.12 | 2.0 | 3.0 | SQUARE STEEL (in) lb/ft 1.75 1.88 | 2.0 2.16 | 2.5 3.35 | ANCHOR | SLEEVE | TUBULAR ALUMINUM Ø (in) lb/ft 3.0 1.3 | 4.0 1.7 | 4.0 MOD 1.7 | TUBULAR STEEL Ø (in) FOUND-ATION | lb/ft 3.0 7.6 | 3.5 9.0 | 4.0 10.8 | 5.0 14.6 | W-SHAPE STEEL FTG. SIZE 24" | 30" | WEIGHT | POST SIZE | SIGN REQUIRED | REMARKS | SIGN DETAIL DETAIL ON SHEET NUMBER | STD. SHEET NUMBER |
|---|---|---|---|---|---|---|---|---|---|---|---|---|---|---|---|---|---|---|---|---|---|---|---|---|---|---|---|---|---|---|---|---|---|---|---|
| | | | | | | | | | | | | OPTION ITEMS | | | | | | | | | | | | | | | | | | | | | | | |
| | ELM STREET | | | | | | | | | | | | | | | | | | | | | | | | | | | | | | | | | | |
| END OF ELM STREET CONSTRUCTION LEFT | | 1 | 30 | 30 | 6.25 | | | | | | 1 | | | X | | | X | | | | | | | | | | | | | | | | R5-1 | | E-143 |
| | | | | | | | | | | | | | | | | | | | | | | | | | | | | | | | | | | | |
| END OF ELM STREET CONSTRUCTION RIGHT | | 1 | 30 | 30 | 6.25 | | | | | | 1 | | | X | | | X | | | | | | | | | | | | | | | | R5-1 | | E-143 |
| | | | | | | | | | | | | | | | | | | | | | | | | | | | | | | | | | | | |
| | | | | | | | | | | | | | | | | | | | | | | | | | | | | | | | | | | | |
| | | | | | | | | | | | | | | | | | | | | | | | | | | | | | | | | | | | |
| | | | | | | | | | | | | | | | | | | | | | | | | | | | | | | | | | | | |

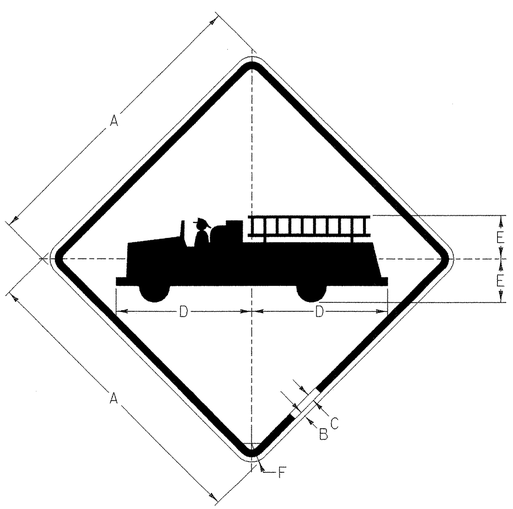


W11-8

| SIGN | DIMENSIONS (INCHES) A | B | C | D | E | F |
|---|---|---|---|---|---|---|
| MIN. | 30 | 1/2 | 3/4 | 13 3/4 | 4 3/8 | 1 7/8 |
| STD. | 36 | 5/8 | 7/8 | 16 1/2 | 5 1/4 | 2 1/4 |
| SPECIAL | 48 | 3/4 | 1 1/4 | 22 | 7 | 3 |

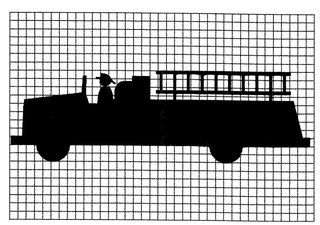




COLORS
LEGEND - RED (REFL.)
BACKGROUND - WHITE (REFL.)

**VR - 020**

FINAL POST LENGTHS ARE TO BE DETERMINED IN THE FIELD. POST SIZES ARE COMPUTED BASED ON INFORMATION FURNISHED ON THE STANDARD SHEETS AND THE TRAFFIC & SAFETY DIVISION'S "SIGN POST DESIGN GUIDELINE."

| | | | | | | | | | | | | | | | | | | | | | | | |
|---|---|---|---|---|---|---|---|---|---|---|---|---|---|---|---|---|---|---|---|---|---|---|---|
| | | | | | | FT | FT | FT | FT | FT | FT | | EA | LB | LB | LB | | LB | LB | LB | LB | | | |
| | | | | | | | | 25 | | | 25 | | | | | | | | | | | | |
| **TOTALS** | SF 12.5 | SF | EA. | SF | | FT 25 | | | FT 25 | | | | | LB | | | EA. | LB | | | | EA. | EA. | LB |
| **GRAND TOTALS** | 98.0 | | | | | 265 | | | 265 | | | | | | | | | | | | | | | |

PROJECT NAME: SWANTON
PROJECT NUMBER: STPG ST 036-1(11)

FILE NAME: PW:00bl50\TRAFFIC\MICRO.\TIT.DGN
PROJECT LEADER: B. NYQUIST
DESIGNED BY: TRAFFIC DESIGN
tit.dgn tbl05ss5.l
PLOT DATE: 19-APR-2006
DRAWN BY: TRAFFIC DESIGN
CHECKED BY: TRAFFIC DESIGN
SHEET 14 OF 45