

4 INCH WHITE LINE

STA 258+00.0 - 260+08.6 LT
 STA 260+87.7 - 262+25.0 LT
 STA 258+00.0 - 262+25.0 RT

4 INCH YELLOW LINE

STA 258+00.0 - 260+28.1 CL (DOUBLE)
 STA 260+68.1 - 262+25.0 CL (DOUBLE)

TRAFFIC SIGNS, TYPE A

STA 260+30.7 LT (1)
 STA 260+35.1 LT (1)


REMOVING SIGNS

STA 259+62.3 LT (1)
 STA 259+91.6 RT (4)
 STA 260+38.2 LT (3)

ERECTING SALVAGED SIGNS

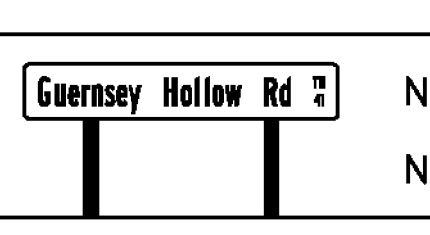
STA 259+91.6 RT (4)
 STA 260+35.1 LT (1)

STA 259+62.3 LT

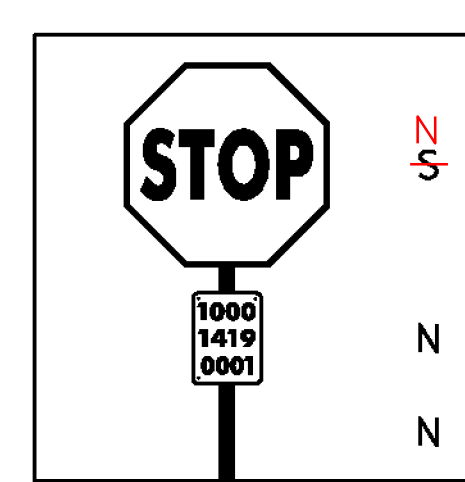


NOT THERE (IRENE)

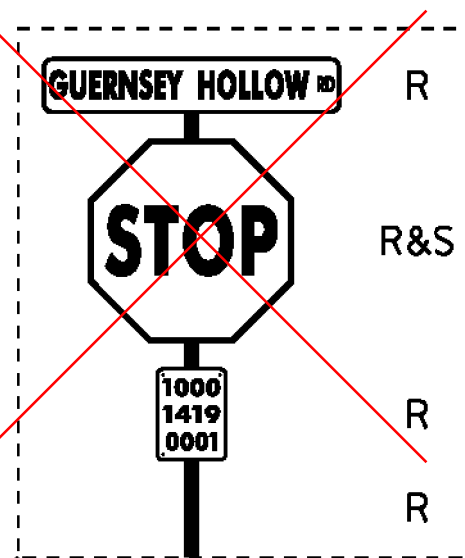
STA 260+30.7 LT



STA 260+35.1 LT

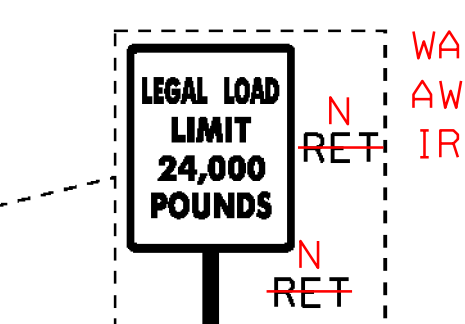


STA 260+38.2 LT

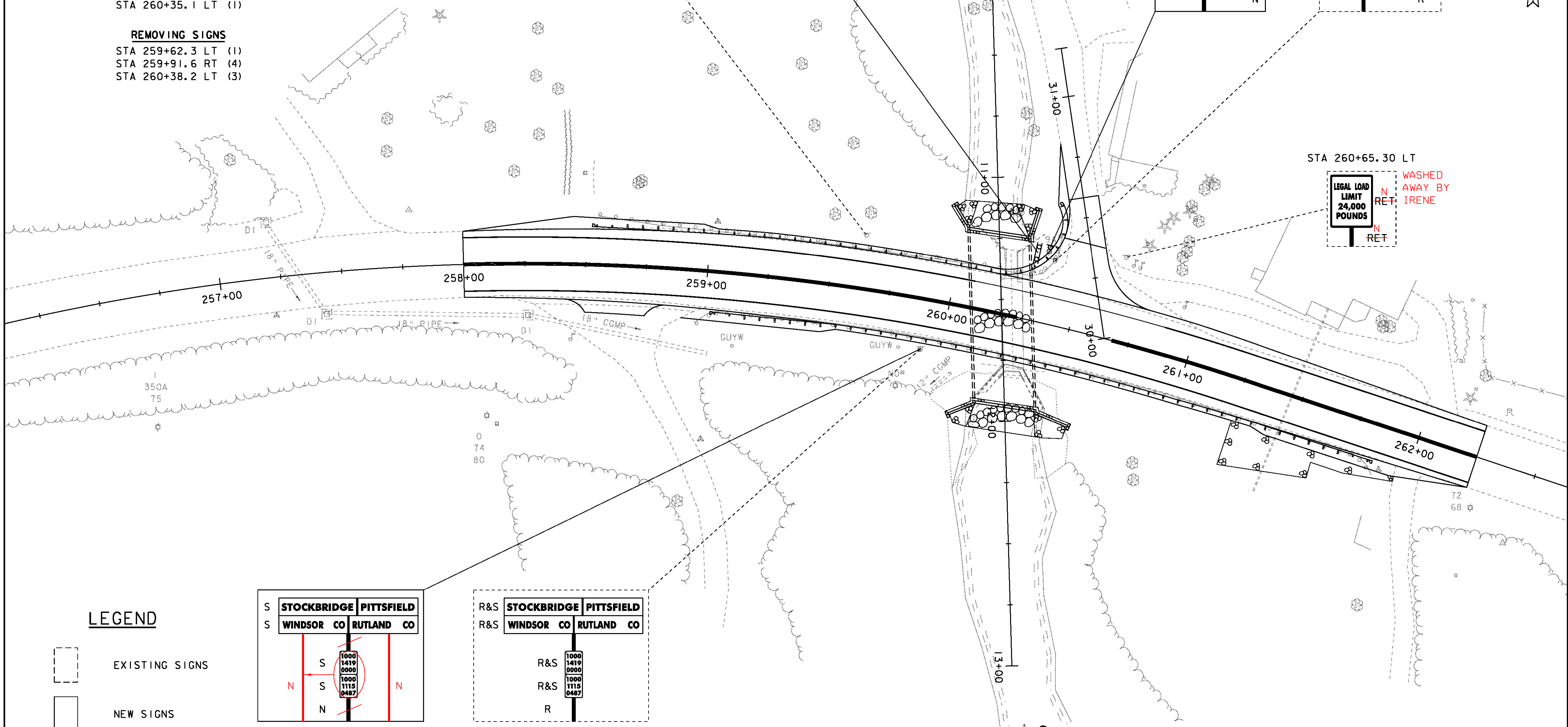


NOT THERE (IRENE)

STA 260+65.30 LT

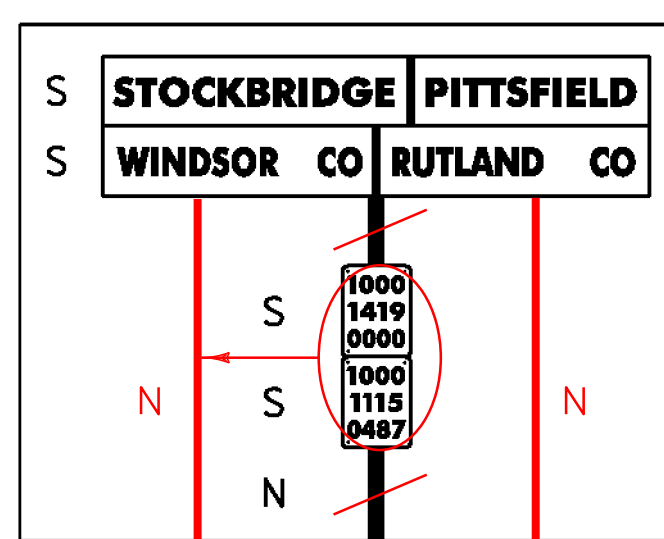


WASHED AWAY BY IRENE

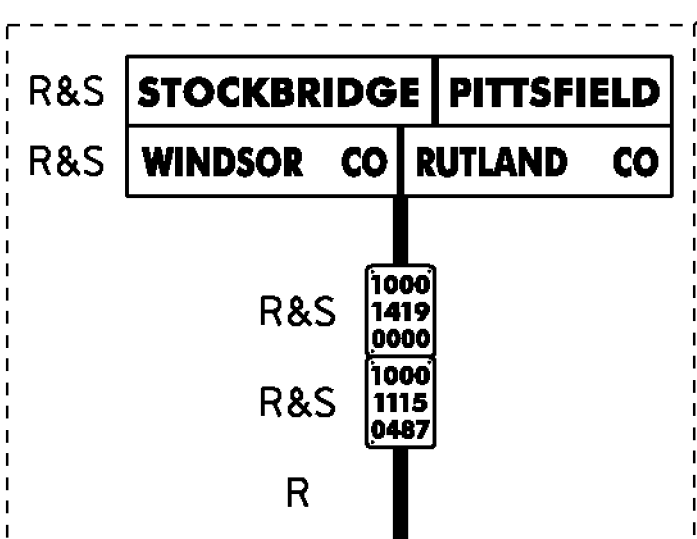


LEGEND

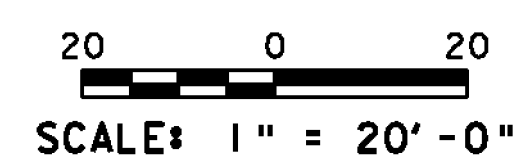
- EXISTING SIGNS
- NEW SIGNS
- R REMOVE
- N NEW
- R&S REMOVE & SALVAGE
- S SALVAGE



STA 259+91.6 RT



STA 259+91.6 RT



PROJECT NAME: PITTSFIELD-STOCKBRIDGE	PLOT DATE: 02-SEP-2011
PROJECT NUMBER: STP 022-1(22)S	DRAWN BY: G. ROY
FILE NAME: s00b122bdr.dgn	CHECKED BY: R. YOUNG
PROJECT LEADER: C. P. WILLIAMS	SHEET 23 OF 41
DESIGNED BY: G. ROY	
TRAFFIC SIGNS AND PAVEMENT MARKINGS	