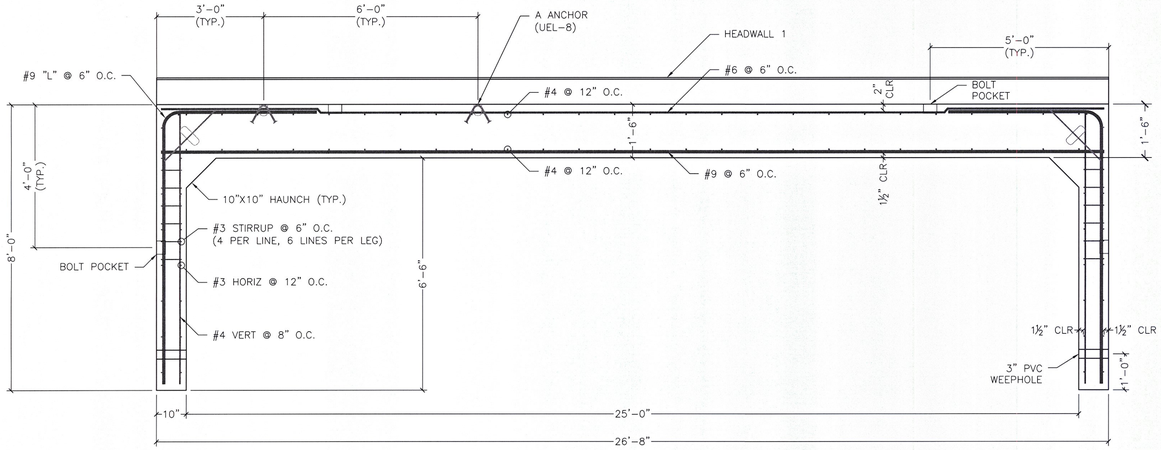

1 S3.0 RF2 TYPICAL SECTION
½" = 1'-0"

TYPE "RF2"-1 REQ'D

BRIDGE UNIT W/O CURBWALL- 9.30CY (39060#)
CURBWALL- .71CY (2982#)
BRIDGE UNIT W/ CURBWALL- 10.01CY (42042#)

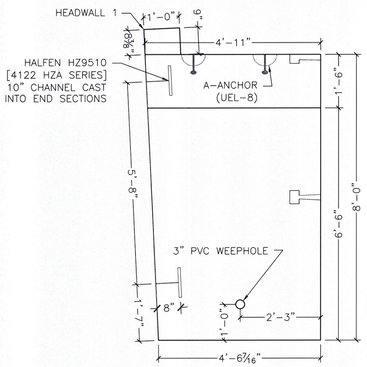

2 S3.0 RF2 ELEVATION VIEW
½" = 1'-0"

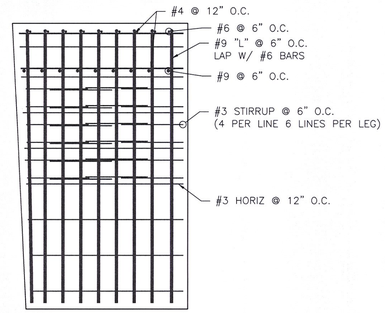

2A S3.0 RF2 REINFORCING DETAIL
½" = 1'-0"

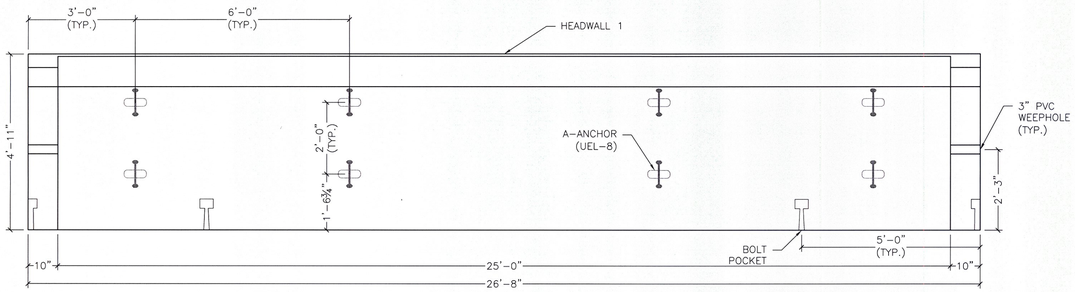

3 S3.0 RF2 PLAN VIEW
½" = 1'-0"

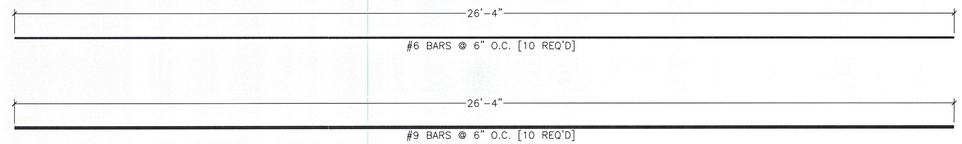

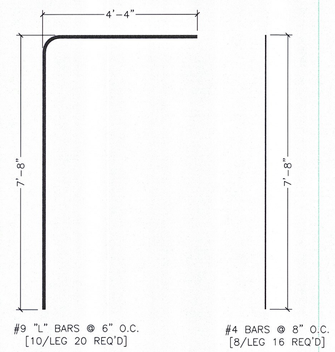

4 S3.0 RF2 REINFORCING
½" = 1'-0"

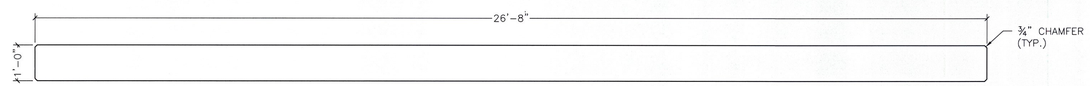

5 S3.0 HEADWALL 1 PLAN
½" = 1'-0"

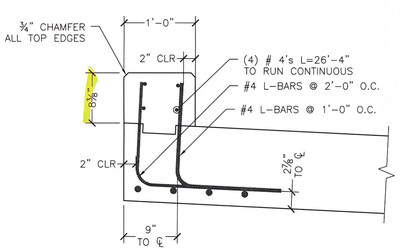

6 S3.0 HEADWALL 1 SECTION
1" = 1'-0"

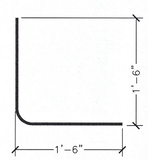

#4 L-BARS (41 REQUIRED PER CURB)

6A S3.0 HEADWALL 1 REINFORCING
1" = 1'-0"

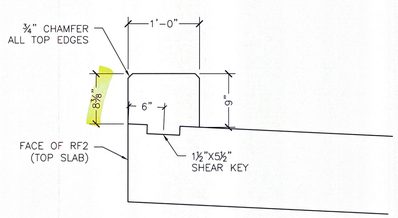

7 S3.0 HEADWALL 1 ELEVATION
1" = 1'-0"

RECEIVED
CK'D BY LJS OK'D BY
MAY 01 2009
RESUBMIT APPROVED ✓
BY CPW DATE 5/12/09

No.	Date	Revision	By
1	04/29/2009	REVISED PER VAOT	TAF

WHITE MOUNTAIN PRECAST, LLC
173 BUXTON INDUSTRIAL DRIVE-P.O BOX 870
CONWAY, N.H. 03818
PHONE: 603-428-3218
FAX: 603-428-7428

25' Span x 6'-6" Rise Rigid Frame Bridge
Rte 100 Bridge Replacement
Ludlow, VT

RF2

Scale: AS SHOWN
Checked by: TAF
Drawn by: PDH
Designed by: TL
Project No. 5166
Date: 2/18/2009

Prepared for:
Miller Construction, Inc.
P.O. Box 86 Rte 5
Windsor, VT 05087

DWG NO.
S 3.0

© WHITE MOUNTAIN PRECAST, INC. 2009

S:\PROJECTS\Miller Construction\Ludlow VT\Dwgs\RF8 2048.5 MILLER 5198 REV 09-0428.dwg, S 3.0, 4/29/2009 4:18:22 PM