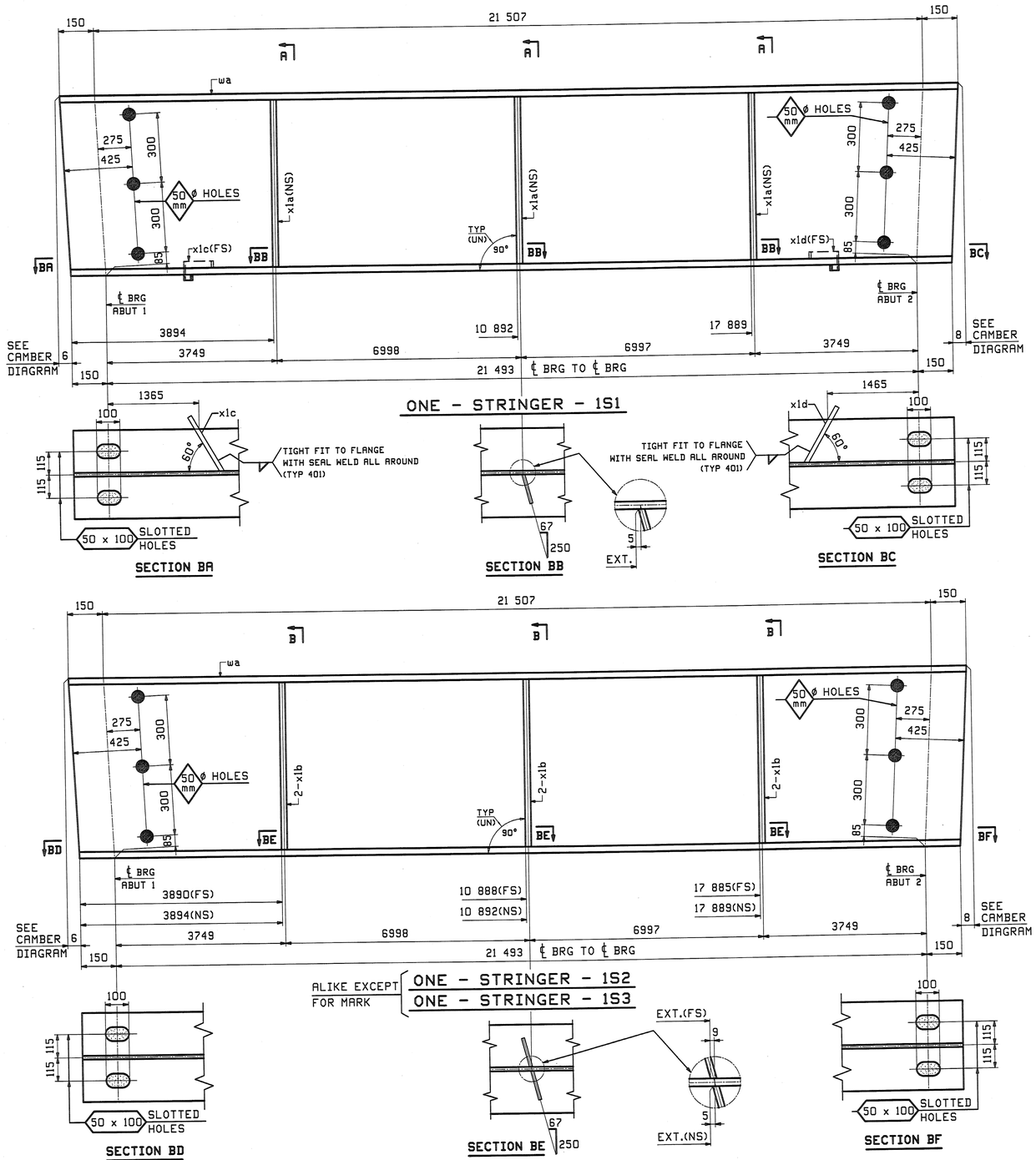

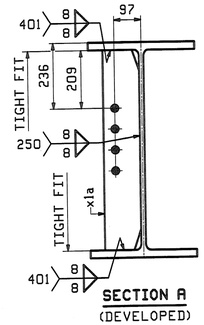

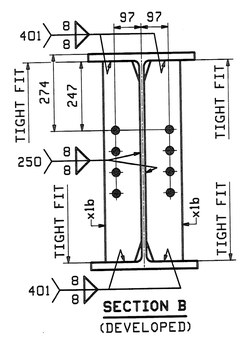

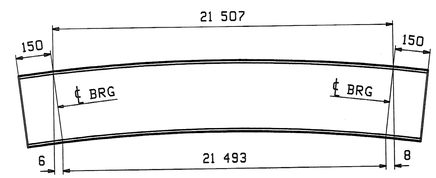

ORIENTATION DIAGRAM - 1S1, 1S2 & 1S3
FOR CAMBER SEE DWG C1

ABM INFO		SHIP	BILL OF MATERIAL					JOB NO.	DRAWING NO.	REV.
								380	1	
PAGE	LINE	MARK	QTY	MARK	MATERIAL	LENGTH m	LENGTH mm	REMARKS	WT	PROCUREMENT NOTES
		1S1	1		STRINGER				5635 kg 12423 lbs	
1	B		1	wa	W 760x257	21	807	(M270M-345WT2)	(H2-3)	
1	E		3	x1a	PL 13x130	0	719	(M270M-345W)		
1	F		1	x1c	PL 6x78	0	263	(M270M-345W)		
1	F		1	x1d	PL 6x78	0	263	(M270M-345W)		
		1S2	1		STRINGER				5662 kg 12482 lbs	
		1S3	1		STRINGER				5662 kg 12482 lbs	
1	B		2	wa	W 760x257	21	807	(M270M-345WT2)	(H2-3)	
1	E		12	x1b	PL 13x130	0	719	(M270M-345W)		

REV.	DATE	REMARKS	DWN	CHK	APVL	SHOP
0					11-10-08	

MATERIAL:	SURFACE PREP. & PAINT:	HOLES:	SHOP BOLTS:
M270M-345W (UN)	AS NOTED ON GN1	24 15/16 ø (UN)	NONE

DESCRIPTION: STRINGERS - 1S1, 1S2 & 1S3

CASCO BAY STEEL STRUCTURES, INC.
75 SPRING HILL ROAD SACO, MAINE 04072
PHONE (207) 282-7360 FAX. (207) 282-1179
TENSOR 2830

STRUCTURE:	ROUTE NO: TH 50, CL 3 BRIDGE NO: BR 34 COUNTY OF ORANGE	DRAWN: JTB	DATE: 10/14
		CHKD: DBH	DATE: 10/28
LOCATION:	TOWN OF CORINTH	JOB NO.	DWG NO.
PROJ NO.	STP BRO 1447(22) (RE-ADVERTISED)	380	1
CUSTOMER:	VERMONT AOT		REV. △

RECEIVED
CKD BY LSS CKD BY RGY
NOV 14 2008
RESUBMIT APPROVED As Noted
OPW DATE 11/25/08

NOTES:
FOR STRINGER STANDARDS SEE DRAWINGS X1.
FOR CAMBER DIAGRAM SEE DRAWING C1.
FOR GENERAL NOTES & WELD PROCEDURES SEE DRAWING GN1.
H2-3 DENOTES MATERIAL SUBJECT TO CHARPY V-NOTCH TESTING.

JTB Tue Oct 28 16:10:21 EST 2008 /users/jobs/2830/1.Rev0

04855