NOTES

1. ONLY LIGHTWEIGHT MAILBOXES MADE OF LIGHT SHEET METAL OR PLASTIC SHALL BE USED. MAILBOXES SHALL MEET REQUIREMENTS AND APPROVAL OF THE U.S. POSTAL SERVICE.
2. AN ALTERNATE MAILBOX SUPPORT STRUCTURE DESIGN AND CONSTRUCTION MAY BE USED AS LONG AS PROVEN CRASHWORTHY AND MEETS GUIDELINES AS SET OUT IN AASHTO'S "GUIDE FOR ERECTING MAILBOXES ON HIGHWAYS". SUPPORT STRUCTURE SHALL ALSO MEET REQUIREMENTS OF THE U.S. POSTAL SERVICE.
3. MAILBOX TURNOUT SHALL MEET B-17 STANDARD AS SET OUT IN "STATE OF VERMONT AGENCY OF TRANSPORTATION DESIGN STANDARDS FOR ROAD AND BRIDGE CONSTRUCTION".
4. IF THE STANDARD TURNOUT OFFSET CANNOT BE ATTAINED DUE TO RIGHT-OF-WAY CONSTRAINTS OR OTHER REASONS THE TURNOUT SHALL BE MODIFIED AS DIRECTED BY THE ENGINEER.

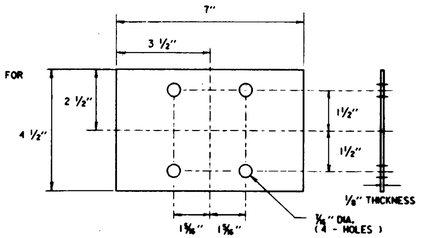

ANTI-TWIST DEVICE DETAIL FOR METAL PIPE

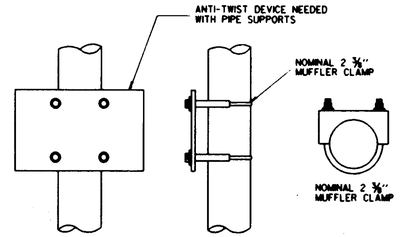

ANTI-TWIST DEVICE ASSEMBLY FOR METAL PIPES
(USED FOR SINGLE AND MULTIPLE INSTALLATIONS)

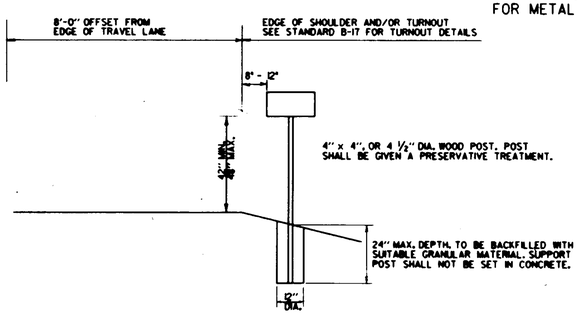

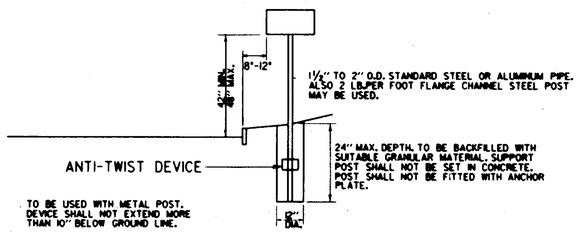

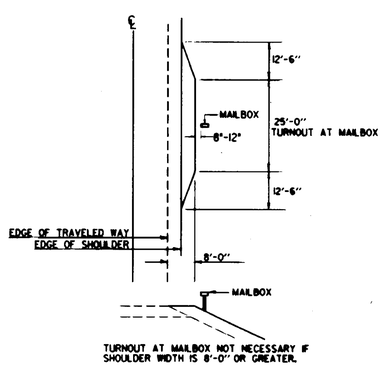

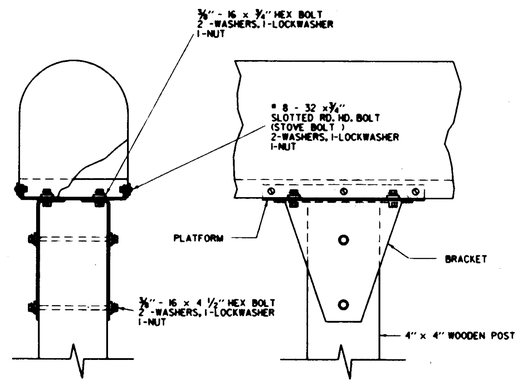

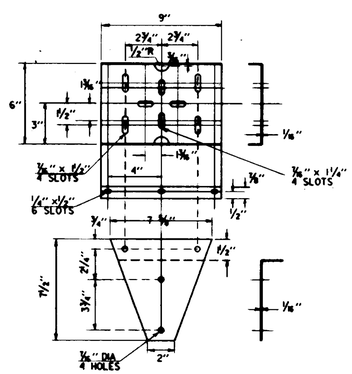

PLATFORM AND BRACKET DETAIL FOR METAL OR WOOD POSTS
(USED FOR SINGLE AND MULTIPLE BOXES)

SINGLE MAILBOX SUPPORT

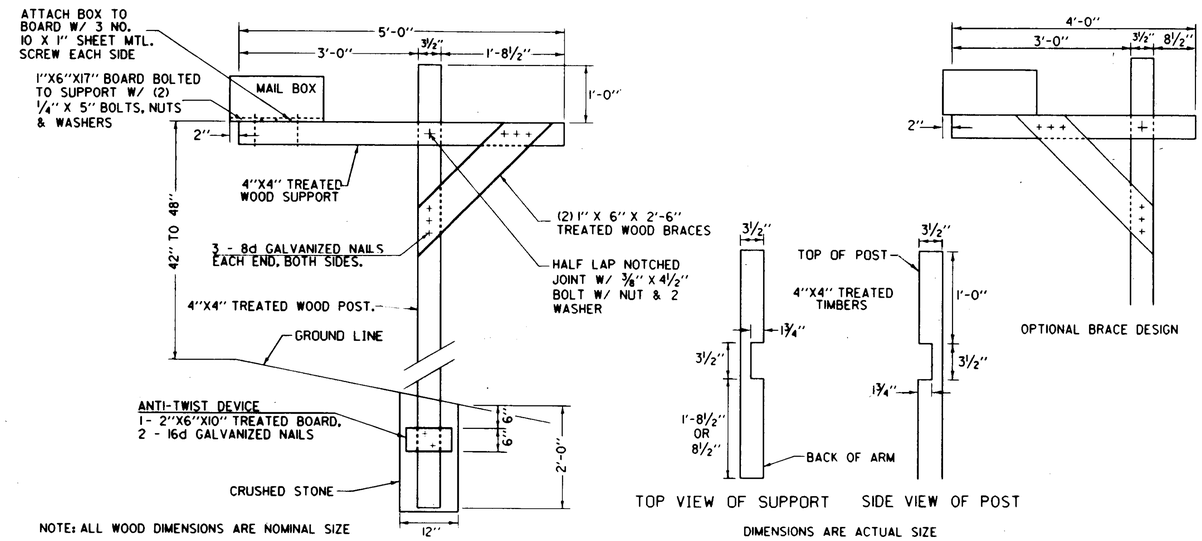

CANTILEVER TYPE MAILBOX SINGLE SUPPORT

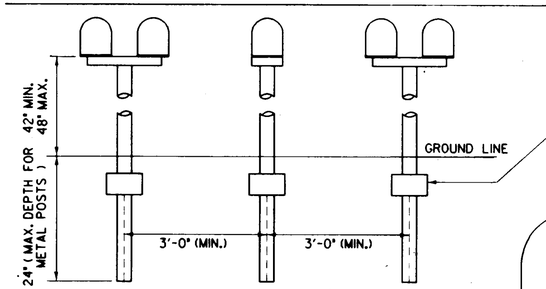

SPACING FOR MULTIPLE POST INSTALLATION
(APPLIES TO BOTH SINGLE AND MULTIPLE MAILBOX SUPPORTS)

SHELF FOR TWO BOXES

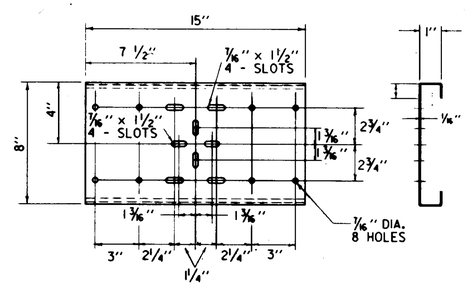

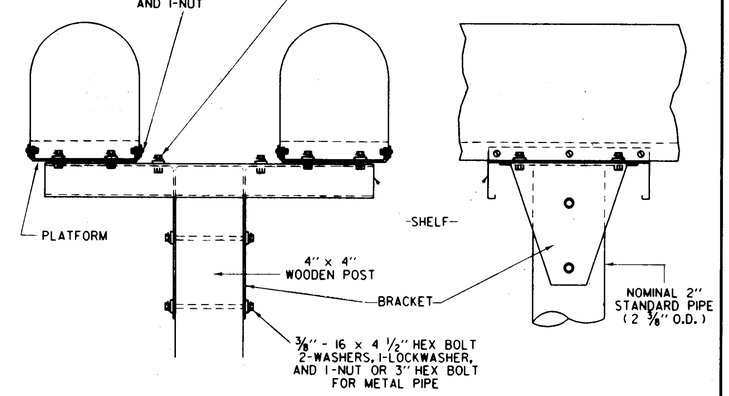

MULTIPLE MAILBOX SUPPORT

MAILBOX SUPPORT HARDWARE

(SINGLE AND MULTIPLE SUPPORT)

DATUM
VERTICAL _____
HORIZONTAL _____

SURVEYED BY _____ DATE _____
DRAWN BY BRYANT ASSOC. DATE 11/92
TRACED BY _____ DATE _____
U.S. ROUTE 2 - MARSHFIELD
PROJ. NO. FEGC F028-3(28)
SHEET 9 OF