PWA Doc No. VT 1092-F-24-BR #14 SHEET 5OB

1939 1 13.
P.W.A. DOC. NO. VT 1092-F-24-BR

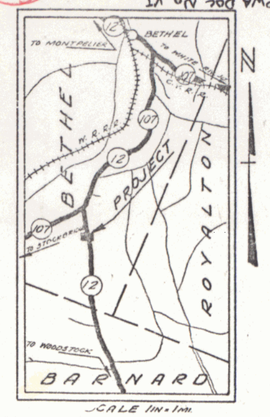

SUMMARY OF QUANTITIES			
NO.	ITEM	QUANT.	UNIT
10-11	Common Excavation Incl. Borrow	100	C.Y.
15	Channel Excavation	975	"
16	Structure Excavation	688	"
18	Maintenance of Traffic	1	L.S.
19-C	Sub-base of Gravel	260	C.Y.
22	Surface Course of Gravel	150	"
41A	Concrete Class "A"	66	"
41C	Concrete Class "C"	322	"
42	Reinforcing Steel	16332	Lbs.
43-B	Steel Superstructure (108.3429)	1	L.S.
56	Temporary Bridge (Maintenance & Removal)	1	"
65	Timber Piling	2380	L.F.
69-B	Heavy Stone Fill (Modified)	75	C.Y.
80A	Cable Guard Rail	280	L.F.
80B	Anchors for Cable Guard Rail	4	Each

CABLE GUARD RAIL				
STA.	STA.	LT.	RT.	ANC.
0+00	4+20	19		1
4+20	5+20		19	1
5+20	5+30	19		1
5+30	5+98		64	1
BRIDGE		36	36	—
SUB-TOTAL		116	164	4
TOTAL		280		4

INDEX OF SHEETS

SHEET NO.	1-2	PLAN & PROFILE
" "	3	DETAILS ABUTMENT NO. 1
" "	4	" " NO. 2
" "	5	SERIES S.1.B.24 (84' SPAN MODIFIED FOR 42° SKEW)
" "	6	" S.B. 5C RAIL
" "	7	" S.B. 11 BARRICADES, SIGNS, & LIGHTS.
" "	8	" S.B. 20 DETAILS C,E,F,G,K,L, & GEN. NOTES
" "	9	STANDARD STRUCTURE SHEET S-30 CABLE GUARD RAIL
" "	10-13	CROSS SECTIONS

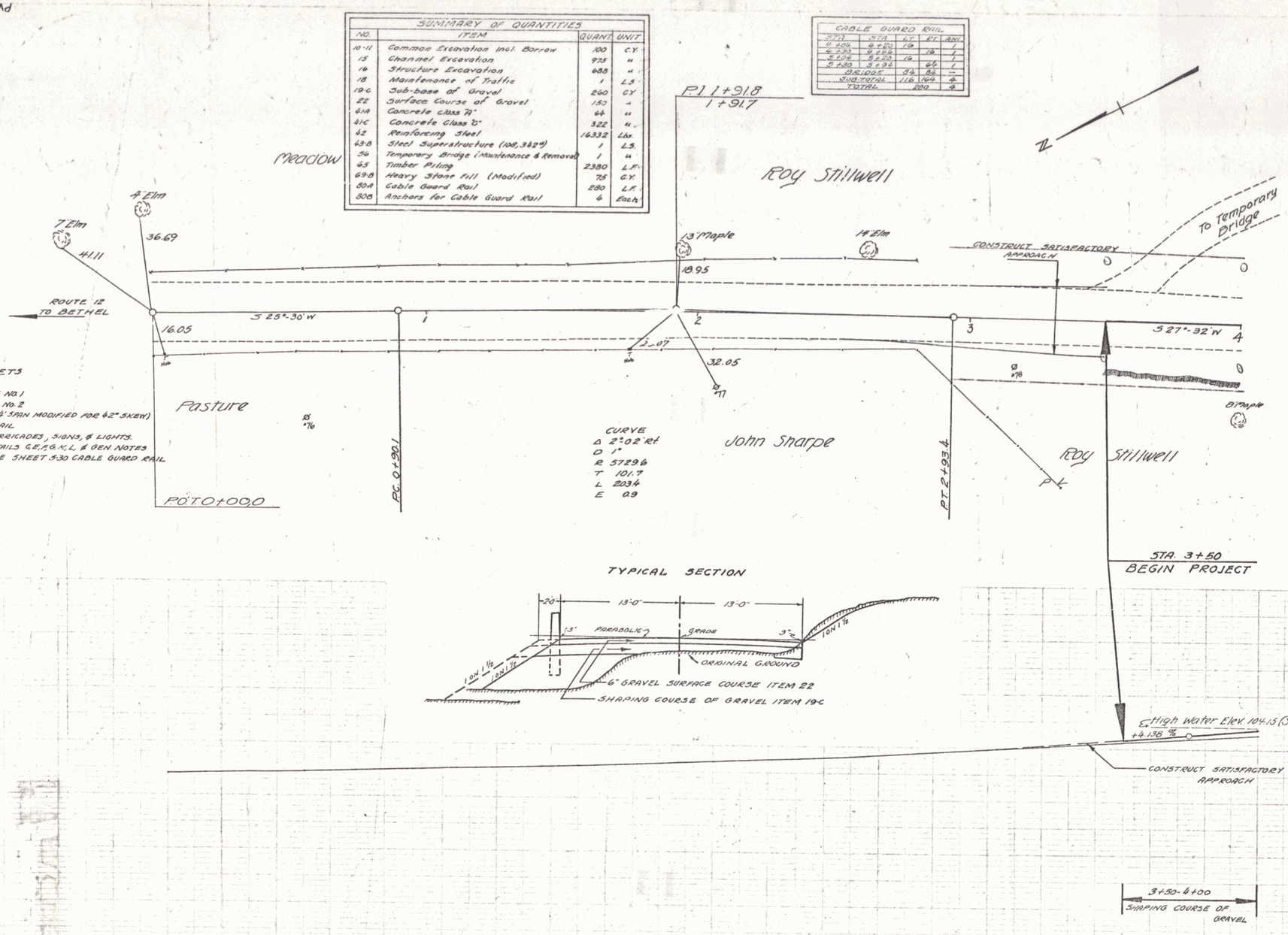

APPROVED
DISTRICT HIGHWAY COMMISSIONER
CORRECT
A.D. Dubois
BRIDGE ENGINEER
APPROVED
H.E. Sa[illegible]
COMMISSIONER OF HIGHWAYS

TYPICAL SECTION

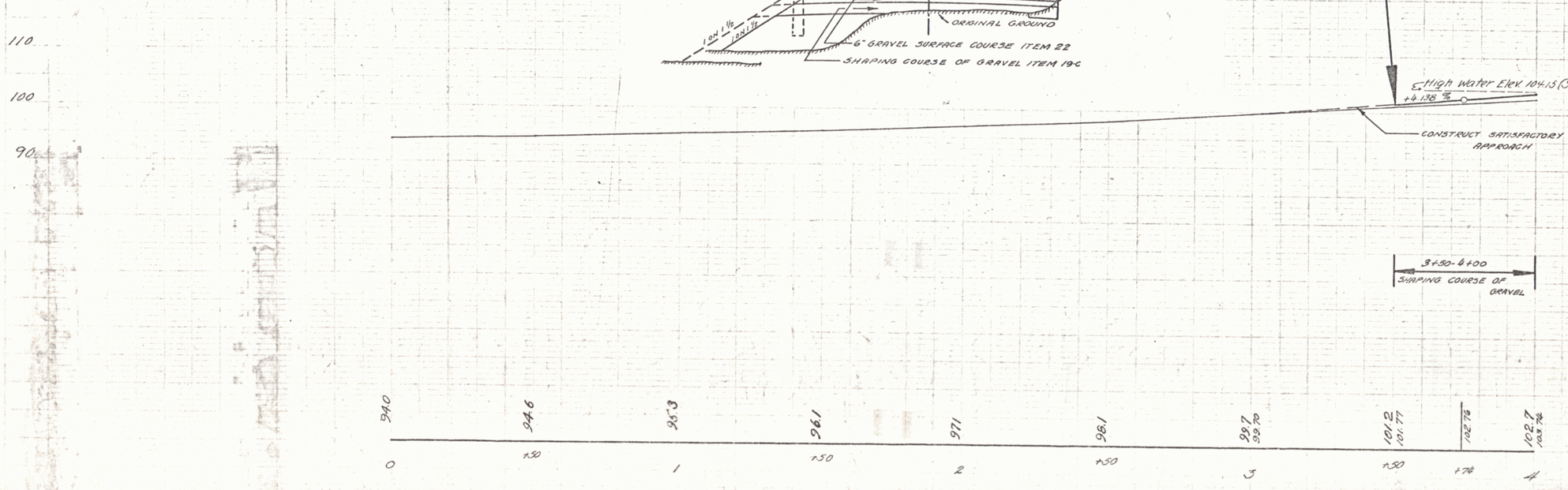

BETHEL
P.W.A. DOC. NO. VT 1092-F-24-BR 14
SHEET 1 OF 13

DIST. # 4 PLANS