STATE	FEDL. NO.	FISCAL YEAR	SHEET NO.	TOTAL SHEETS
VT				

STATE OF VERMONT
STATE HIGHWAY DEPARTMENT

PLAN AND PROFILE OF PROPOSED STATE HIGHWAY

Pin# 99R924

TOWN OF WEATHERSFIELD

Project No. ASCUTNEYVILLE-CLAREMONT ROAD

Rte. VT12

FROM ASCUTNEYVILLE VILLAGE EASTERLY 0.382 MILES TO THE CONNECTICUT RIVER BRIDGE

LENGTH OF PROJECT 2020.0 FT. = 0.382 MILES

INDEX

SHEET NO. 1 TITLE & TYPICAL
2 PLAN & PROFILE, STA 0+00 TO 10+00
3 " " " 10+00 - CONN. RIVER BRIDGE
4 SLAB LAYOUTS FOR PAVEMENT INTERSECTION
5 STANDARD STRUCTURE SHEET S17
6 " " " S19
7-10 CROSS SECTIONS

NOTE

GRAVEL SHOULDERS

If shoulders are constructed as a part of the project the design shall be as shown on the typical section. They shall be paid for at the contract price of sub-base of gravel Item 12C.

FILL

Fills to be widened and flattened to take care of any excess excavation.

EMBANKMENTS ON HILLSIDES

When embankments are to be made on a hillside the slope of the original ground on which the embankments are to be placed shall be deeply plowed before filling is commenced.
See Specifications, Pamphlet B, Item 10, Paragraph 103.

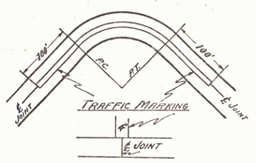

TRAFFIC LANE MARKING

A strip 4" wide to be painted with an approved asphaltic paint along ℄ of all curves, beginning at a point 100' before reaching P.C. and ending at a point 100' beyond P.T. This strip to be used in connection with vertical grades at the direction of the engineer or as shown on plans. Materials and labor to be included in the bid price for one course cement concrete pavement Type B, Item 23 B.

To be filled with approved tar or asphalt

DETAILS OF TRANSVERSE EXPANSION JOINT

Care shall be taken that excess mortar is cleaned from the top of all expansion joints, also that joints set flush with sub-grade for their entire length.



BLEEDERS ON SIDE-DRAINS

Bleeders or side-drains from sub-base of gravel shall be located at frequent intervals to provide proper drainage to side of road. Width of drain = 3'-0" and thickness of drain shall be equal to thickness of sub-base. Construction methods and payment to be same as sub-base of gravel, Item 12 C.

ONE COURSE CEMENT CONCRETE PAVEMENT TYPE B

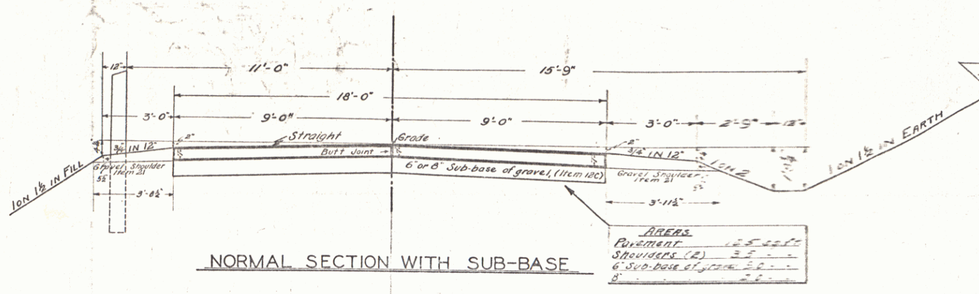

NORMAL SECTION WITH SUB-BASE

NOTE

Sta. 12+50-15+60 on left
12+50-16+15 on right } Fill shall be widened 2'-0".

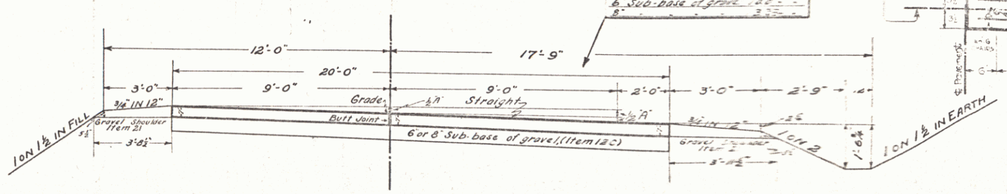

BANKED & WIDENED SECTION WITH SUB-BASE

VALUE OF "A" IN BANKING

3'-00" to 4'-59"	8 inches
5'-00" - 7'-00"	10 "
7'-01" - 10'-00"	12 "
10'-01" and over	14 "

BANKING & WIDENING CURVES

Begin to bank and widen curves 100' before reaching P.C. Arrive at full bank and full widening at P.C. Carry full bank and full widening from P.C. to P.T., and reach normal section 100' beyond P.T. Widen all curves greater than 5°-00', 2'-00" on the inside.



POSITION OF REINFORCING STEEL IN SLAB OF WIDENED SECTION OF THE PAVEMENT

All Concrete in Pavement to be Class A (1:2:4)

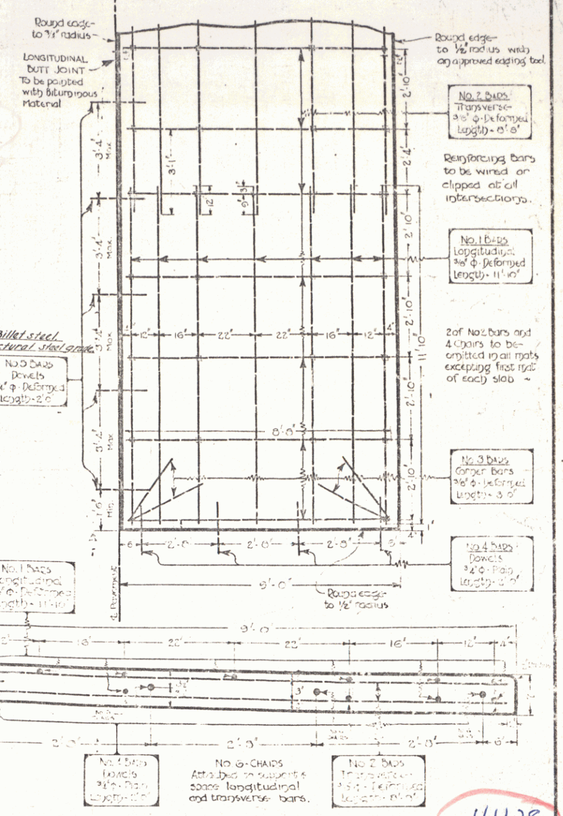

NOTE

Steel Schedule gives amount of steel for both 3 mat and 4 mat slabs. Location of 3 mat slabs to be determined by the engineer.

REINFORCING STEEL REQUIRED

For one 4 mat slab, 9'-0" wide, 44'-6" long

Number of bars	Size	Plain or Deformed	Length	Weight
No. 1 Bars	3/4 ϕ	Deformed	11'-10"	48
No. 2 Bars	3/4 ϕ	Deformed	8'-8"	34
No. 3 Bars	3/4 ϕ	Deformed	3'-0"	8
No. 4 Bars	3/4 ϕ	Plain	2'-0"	4
No. 5 Bars	3/4 ϕ	Deformed	2'-0"	4.2
No. 6 Chairs				68

Total Reinforcing Steel per cubic yard of concrete, exclusive of chairs = 40.32 lbs.
Reinforcing Steel per 100 ft² of pavement, exclusive of dowels & chairs = 83.52 lbs.
Weight of dowels & chairs = 6.52 lbs.

For one 3 mat slab, 9'-0" wide, 33'-8" long

Number of bars	Size	Plain or Deformed	Length	Weight
No. 1 Bars	3/4 ϕ	Deformed	11'-10"	36
No. 2 Bars	3/4 ϕ	Deformed	8'-8"	26
No. 3 Bars	3/4 ϕ	Deformed	3'-0"	8
No. 4 Bars	3/4 ϕ	Plain	2'-0"	4
No. 5 Bars	3/4 ϕ	Deformed	2'-0"	1.3
No. 6 Chairs				32

Total Reinforcing Steel per cubic yard of concrete, exclusive of chairs = 40.32 lbs.
Reinforcing Steel per 100 ft² of pavement, exclusive of dowels & chairs = 83.00 lbs.

4/1/28

APPROVED:

CHIEF ENGINEER.

SUBMITTED BY ORDER OF THE STATE HIGHWAY BOARD

COMMISSIONER OF HIGHWAYS

Surveyed by	WOOD 1928
Designed by	H. E. SARGENT.
Drawn by	KIMBALL
Traced by	KIMBALL
Checked by	
	WEATHERSFIELD
	Sheet 1 of 10 Sheets