

**INDEX OF SHEETS**

1. Title Page	78. E-18 Guide Signs--12/18/64
2. Typical Cross Sections; 3" Bit. Conc. Pavt., Item 361, Mod.	79. E-19 Standard Sign Placement--1/1/66 R
3-5. Quantity Sheets	80. E-20 Culminators, Hazard Markers--3/23/67 R
6-7. Earthwork Sheets	81. E-21 Ground Mounted Sign Supports--3/7/66 R
8-12. Right of Way Detail Sheets	82. E-22 Federal Aid Construction Identification Signs--3/8/67 R
13-23. Plan and Profile Sheets	83. E-23 Road Construction Approach Signs--1/6/67
24. Intersection Detail Sheet	84. E-24 Bridge Construction Approach Signs--1/6/67
CONCRETE, BASES AND PULL BOXES	85. E-25 On-Project Construction Signs--1/12/67
25-26. Plan Sheets for Street Lighting	86. BLANK
27. E-41 Concrete Bases and Pull Boxes--2/28/67	87. G-1 Standard Steel Beam Guard Rail--12/21/66 R
28. BLANK	88. G-2 Three Cable Guard Rail--9/1/66 R
TRAFFIC CONTROL SIGNALS	89. G-3 Marker Posts--12/30/65 R
31. Plan Sheet	90. J-1 Markers--3/10/65
32. E-41 Traffic Control Signals--2/28/67	91. J-2 Conc. Stops, Metal Hand Railing--3/14/66 R
33. BLANK	92. BLANK
OVERHEAD SIGNS	93. SCS-36-65 Construction Details (B&C)--3/7/66 R
34. Location Sheet	94-120. Cross Sections
35. Location Sheet	
36. Detail Sheet	
37. Detail Sheet	
38. Detail Sheet	
39. BLANK	
40. Boundary Sheet	
41. Plywood Mounting	
42. Structure 105+00	
43. Structure 107+10	
44. Structure 108+30	
45. Structure 9+83(Bridge)	
46. BLANK	
47. BLANK	
48. BLANK	
49. BLANK	
SR 100 SERIES	
50. SR-100 Retaining Walls Details #1&2 (Sta. 99+63-Sta. 100+70)	
51. SR-101 Wall Quantity Sheet	
52. SR-102 Reinforcing Schedule	
53. BLANK	
54. A-61 Slopes in Solid Rock--3/10/65	
55. B-1 Sealing--3/10/65	
56. B-2 Stone Grading--3/10/65	
57. P-10 Mechanism on Slopes--3/10/65	
58. B-11 Methods of Slope Stabilization--3/10/65	
59. BLANK	
60. C-1 Cuts--3/10/65	
61. C-2 Cuts--3/10/65	
62. D-20 Cement Conc. Sidewalk; Drive Entrances--3/10/65	
63. P-1 Culverts--2/2/67 R	
64. W-3 Gate Raising--3/10/65	
65. D-4 Pipe Elbows, Underdrain & Covers--8/1/66 R	
66. D-5 Drop Inlets with Grates for Use in Ditches--12/23/65	
67. D-6 Drop Inlets--3/10/65	
68. D-9 Drop Inlet Tops--3/10/65	
69. D-11 Grates--3/10/65	
70. D-10 Catch Basins--3/10/65	
71. E-11 Markers--8/23/64	
72. E-12 Markers--8/23/64	
73. E-13 Markers--8/23/64	
74. E-14 Regulatory Signs--8/12/63	
75. E-15 Regulatory Signs--8/12/63	
76. E-16 Warning Signs--12/18/64	
77. E-17 Guide Signs--1/9/66 R	

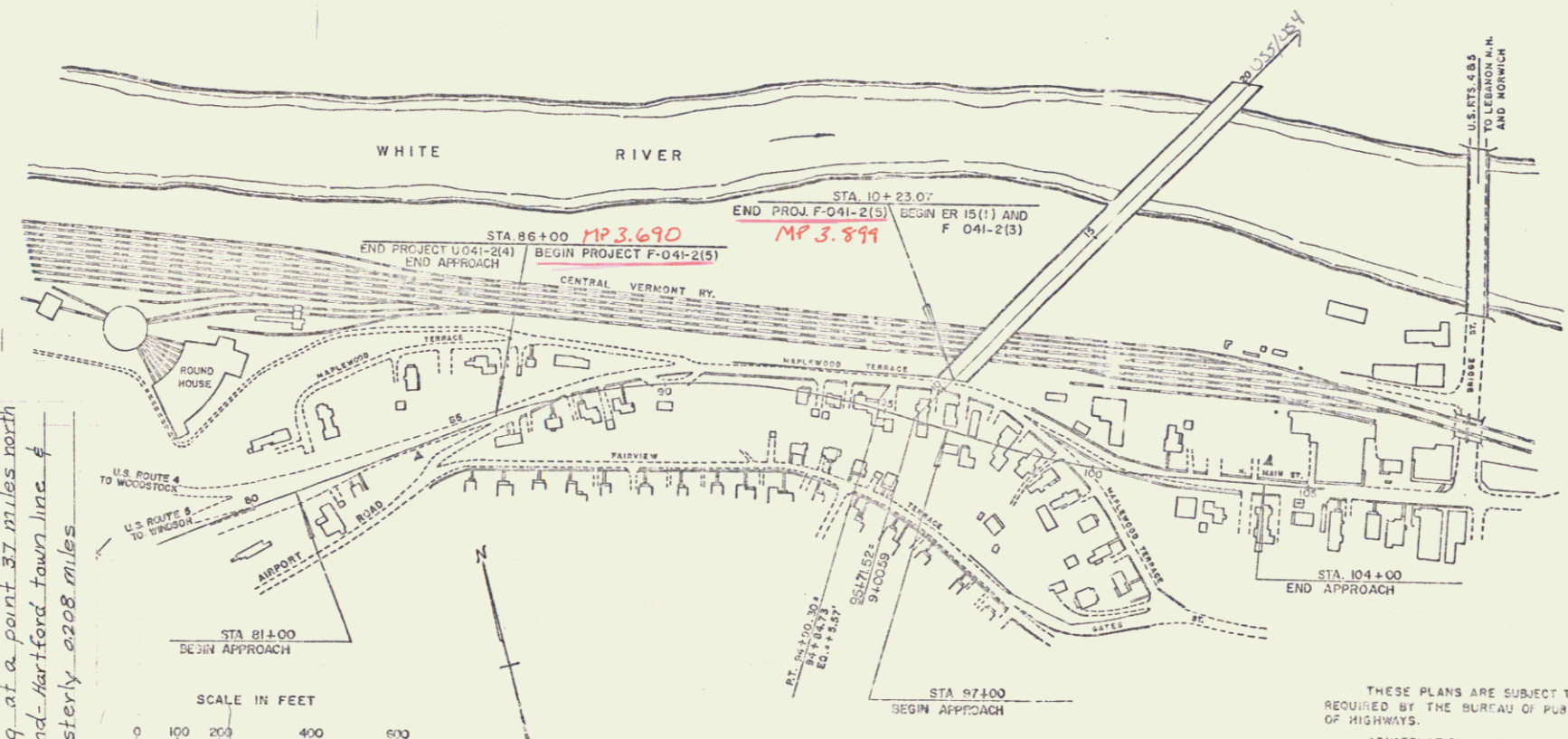
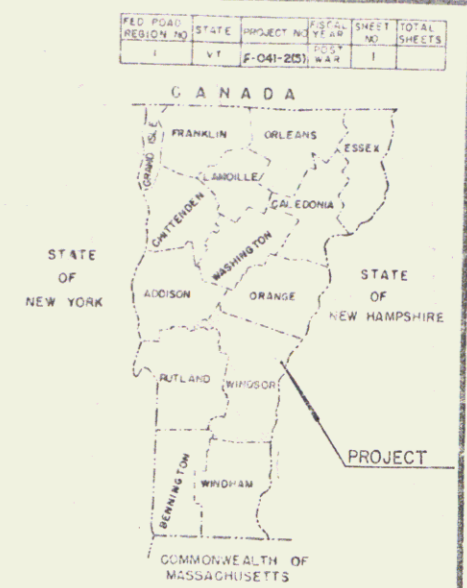
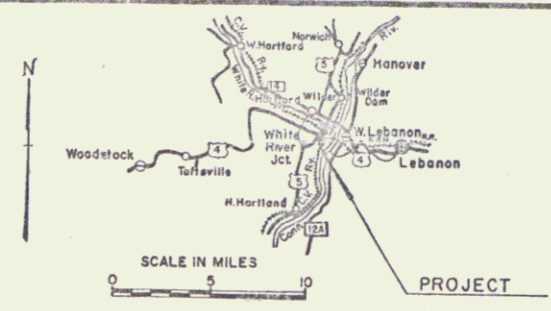
STATE OF VERMONT  
DEPARTMENT OF HIGHWAYS  
**PROPOSED IMPROVEMENT**

FEDERAL PROJECT  
**TOWN OF HARTFORD**  
COUNTY OF WINDSOR  
**U.S. ROUTE 5**  
**WINDSOR-NORWICH ROAD**

BEGINNING AT A POINT 3.7 MILES NORTH OF THE HARTLAND-HARTFORD TOWN LINE AND EXTENDING EASTERLY 0.208 MILE

LENGTH OF ROADWAY 1,099.57 FEET+0.208 MILE.  
LENGTH OF PROJECT 1,099.57 FEET+0.208 MILE.

DESIGN	DESIGNATION
A.D.T. 1967	7,600
A.D.T. 1987	14,500
D.H.V. 1987	2,110
D	5 1/2%
T	6%
V	40 MPH



**CONVENTIONAL SIGNS**

R.O.W. LINE	SI
COUNTY LINE	SE
TOWN LINE	SE
FENCE LINE	SE
STONE WALL	SE
UNFENCED PROPERTY	SE
GUARD RAIL	SE
TRAVELED WAY	SE
RAILROAD	SE
RETAINING WALL	SE
CENTER LINE	SE
SURVEY LINE	SE
CULVERT	SE
DROP INLET	SE
JOINT OCCUPANCY POLE	SE
POWER POLE	SE
TELEPHONE POLE	SE
TREES	SE
EDGE	SE
A CONSTRUCTION IDENTIFICATION SIGNS	SE

HARTFORD, VERMONT  
CONTRACTOR BLOWB COTE, MORRISVILLE, VT.  
COMPLETION DATE JULY 15, 1968  
PROJECT NO. F-041-2(5)  
DON ALLEN

HARTFORD  
PROJECT NO. F-041-2(5)  
TYPE 3" BIT. CONC. PAVT.  
CONTRACTOR BLOWB COTE, MORRISVILLE, VT.  
YEAR 1968  
LOCATION Beginning at a point 3.7 miles north of the Hartland-Hartford town line & extending easterly 0.208 miles



FOR RIGHT-OF-DETAILS, SEE RIGHT-OF-WAY PLANS FOR THIS PROJECT

THESE PLANS ARE SUBJECT TO SUCH REVISIONS AS MAY BE REQUIRED BY THE BUREAU OF PUBLIC ROADS OR THE COMMISSIONER OF HIGHWAYS.  
CONSTRUCTION IS TO BE CARRIED ON IN ACCORDANCE WITH THESE PLANS AND THE STANDARD SPECIFICATIONS FOR HIGHWAY AND BRIDGE CONSTRUCTION, DATED APRIL, 1954, AS APPROVED BY THE BUREAU OF PUBLIC ROADS ON OCTOBER, 1954, INCLUDING ALL SUBSEQUENT APPROVED REVISIONS AND SUCH REVISED SPECIFICATIONS AND SPECIAL PROVISIONS AS ARE INCORPORATED IN THESE PLANS.

P.n # 992909

DEPARTMENT OF COMMERCE  
BUREAU OF PUBLIC ROADS

APPROVED DATE Dec 30, 1965	APPROVED DATE Dec 23, 1965	APPROVED DATE 12/28/65	APPROVED DATE Dec 29, 1965	APPROVED DATE 12/30/65
PROJECT F-041-2(5) SHEET 1 OF 120 SHEETS				