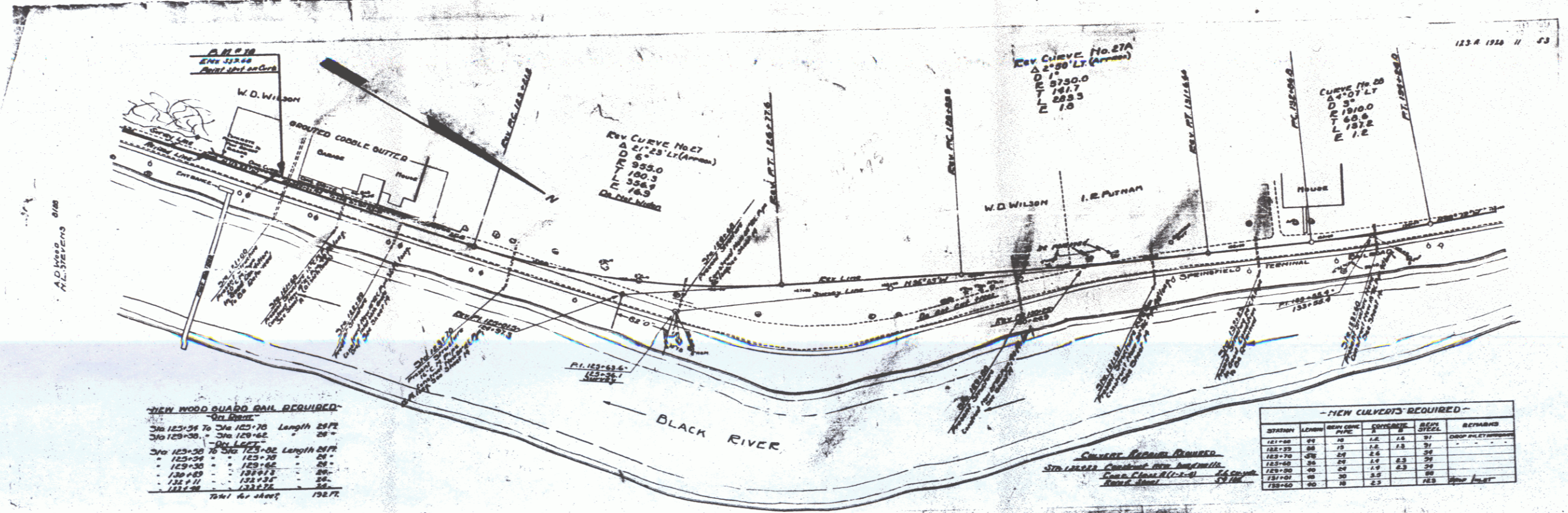



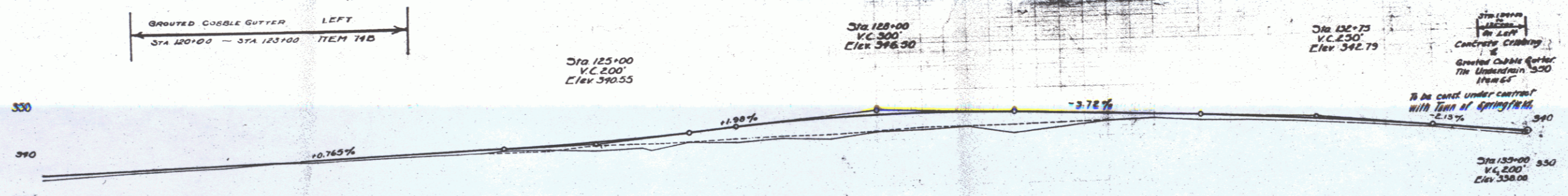
POOR ORIGINAL COPY



- NEW WOOD GUARD RAIL REQUIRED -
 Sta 123+56 to Sta 123+76 Length 20 FT
 Sta 129+00 to Sta 129+60 " 60 "

- NEW CULVERTS REQUIRED -

STATION	LENGTH	MIN. CONC.	CONCRETE	SP. C.	REMARKS
121+00	25	18	18	18	CONCRETE
122+00	20	18	18	18	"
123+00	20	18	18	18	"
124+00	20	18	18	18	"
125+00	20	18	18	18	"
126+00	20	18	18	18	"
127+00	20	18	18	18	"
128+00	20	18	18	18	"
129+00	20	18	18	18	"



SERIES No. 123A
 SHEET # OF 53