

**INDEX OF SHEETS**

SHEET NO.	TITLE PAGE
1	TITLE PAGE
2	TYPICAL CROSS-SECTION OF IMPROVEMENT (2% GRAVEL MIXED-IN-PLACE SURFACE COURSE WITH REFINED TAR-ITEMS END & 24 H)
3	BANKING AND WIDENING TABLES
4-6	PLAN AND PROFILE SHEET
7	STANDARD STRUCTURE SHEET 520; PIPE CULVERTS
8	" " " " 529; BOX CULVERTS
9	" " " " 530; GUARD RAIL
10	" " " " 531; BOUNDARY MARKERS
11	" " " " 540; BARRICADES, SIGNS & LIGHTS
12-20	CROSS-SECTION SHEETS

FED. ROAD DIST. NO.	STATE	W.P.S.O. PROJ. NO.	FISCAL YEAR	SHEET NO.	TOTAL SHEETS
9	VT.	206A	1936	1	20

**STATE OF VERMONT  
STATE HIGHWAY DEPARTMENT**

**PLAN AND PROFILE OF PROPOSED  
STATE HIGHWAY**  
U.S. WORKS PROGRAM STATE OUTSIDE PROJECT (W.P.S.O. 206A)

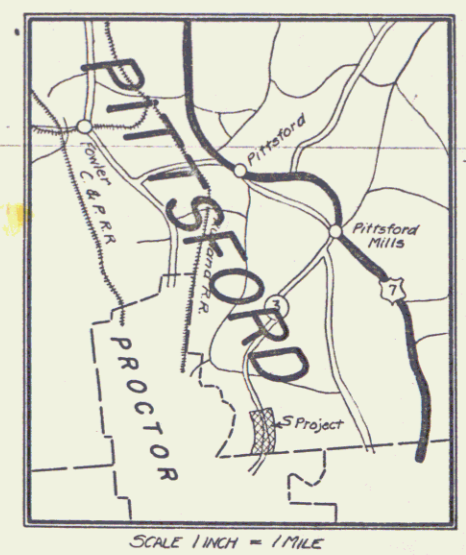
**TOWN OF PITTSFORD**

**PROCTOR-PITTSFORD MILLS ROAD**

BEGINNING AT THE PROCTOR-PITTSFORD TOWN LINE AND EXTENDING NORTHERLY 0.474 MILES.

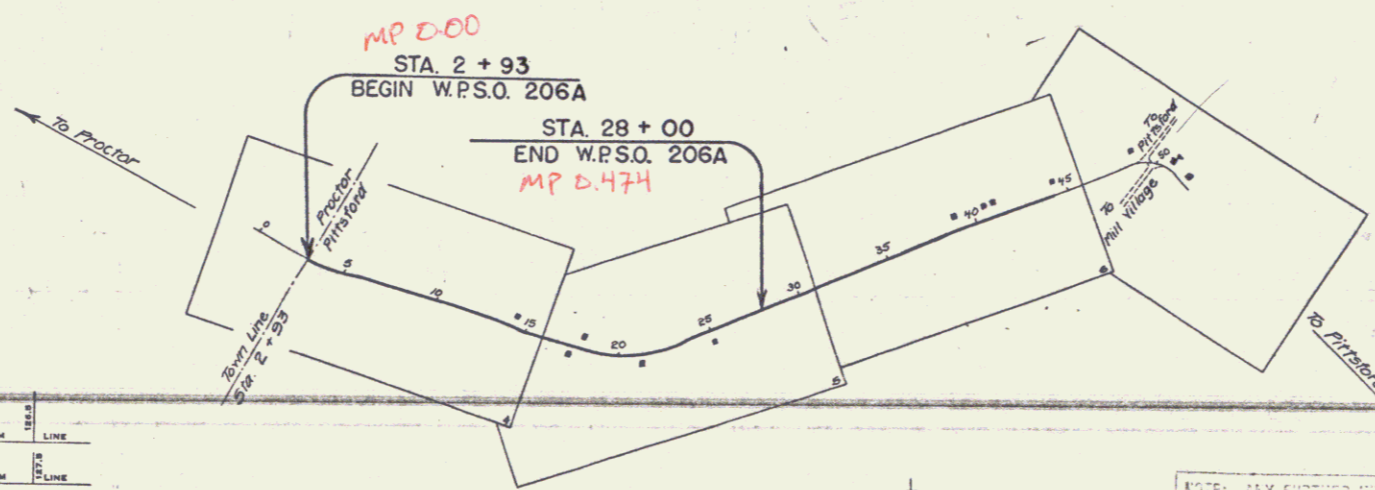
LENGTH OF PROJECT 2503.8 FT. = 0.474 MILES

**RECORD PLANS**



Standard Structure Sheets 520 & 529 approved by the Chief Engineer on July 14, 1933.  
Standard Structure Sheet 530 approved by the Chief Engineer on Aug 15, 1933.  
Standard Structure Sheet 531 approved by the Chief Engineer on July 25, 1934.

RIGHT-OF-WAY DIVISION  
TOWN FILE  
PERPETUAL  
Town of U-3  
(To Be Returned To R.O.W. Division)



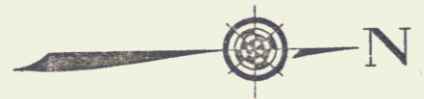
APPROVED: [Signature]  
COMMISSIONER OF HIGHWAYS  
SUBMITTED BY ORDER OF THE STATE HIGHWAY BOARD

**CONVENTIONAL SIGNS**

COUNTY LINE	GROUND ELEVATION
TOWN LINE	GRADE ELEVATION
FENCE LINE	
STONE WALL	
UNFENCED PROPERTY	
GUARD RAIL	
TRAVELED WAY	
RAILROAD	
RETAINING WALL	
CENTER LINE	
SURVEY LINE	
CULVERT	
DROP INLET	
TROLLEY POLE	
POWER POLE	
TELEPHONE POLE	
TREES	
HEDGE	

**SCALES**

TITLE	1" = 500'
TYPICAL	1" = 2'
PLAN	1" = 50'
PROFILE	1" = 10'
CROSS-SECTIONS	1" = 5'



NOTE: ANY FOUNDATION OR OTHER SPECIAL QUANTITIES, AND OTHER DETAILS RELATIVE TO THIS PROJECT SHALL BE FOUND IN EITHER THE FIELD BOOKS OR THE ESTIMATE FILE.

These plans are subject to such revisions as may be required by the Bureau of Public Roads or the Commissioner of Highways. Construction is to be carried on in accordance with the plans and Standard Road and Bridge Specifications of 1930, including all subsequent approved revisions, and such revised specifications and special provisions as are submitted with the plans. Attention of the contractor is called to the fact that the State Highway Board reserves the right to extend this project at the same contract price. Said cost of extension not to exceed 25% of the amount of the contract.

RECOMMENDED: [Signature]  
DISTRICT ENGINEER BUREAU OF PUBLIC ROADS  
RECOMMENDED FOR APPROVAL: [Signature]  
CHIEF ENGINEER BUREAU OF PUBLIC ROADS  
APPROVED: [Signature]  
DIRECTOR BUREAU OF PUBLIC ROADS

Corrected: [Signature]  
Road Engineer  
SERIES W.P.S.O. 206A FILED  
SHEET 1 OF 20

DIST #3 PLANS