
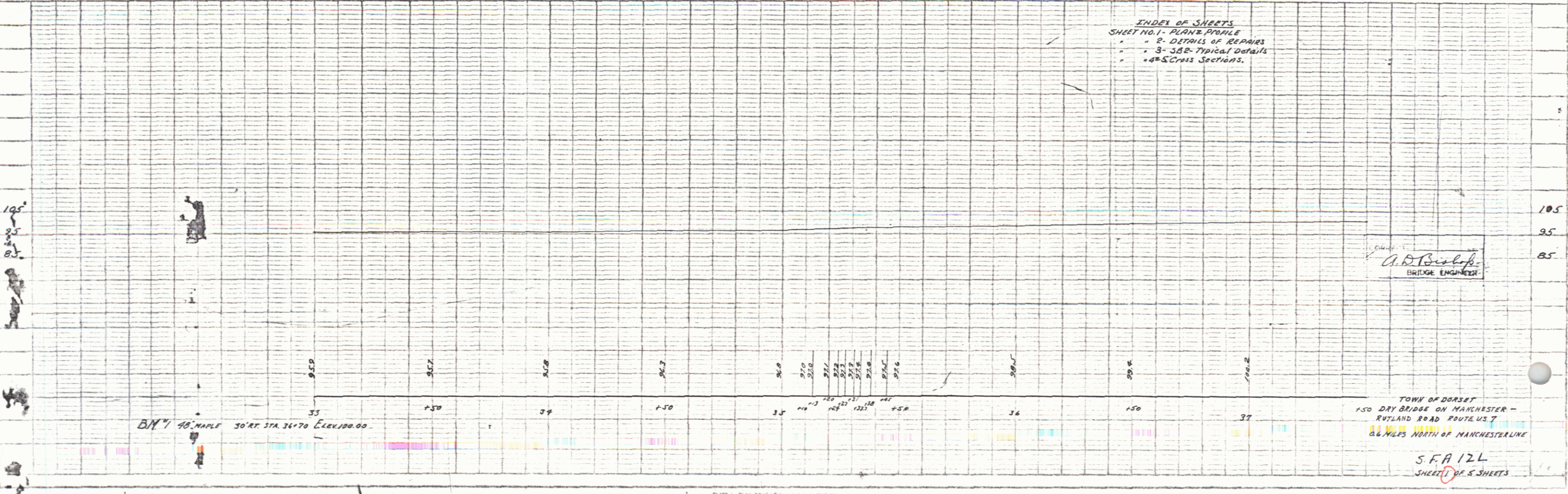
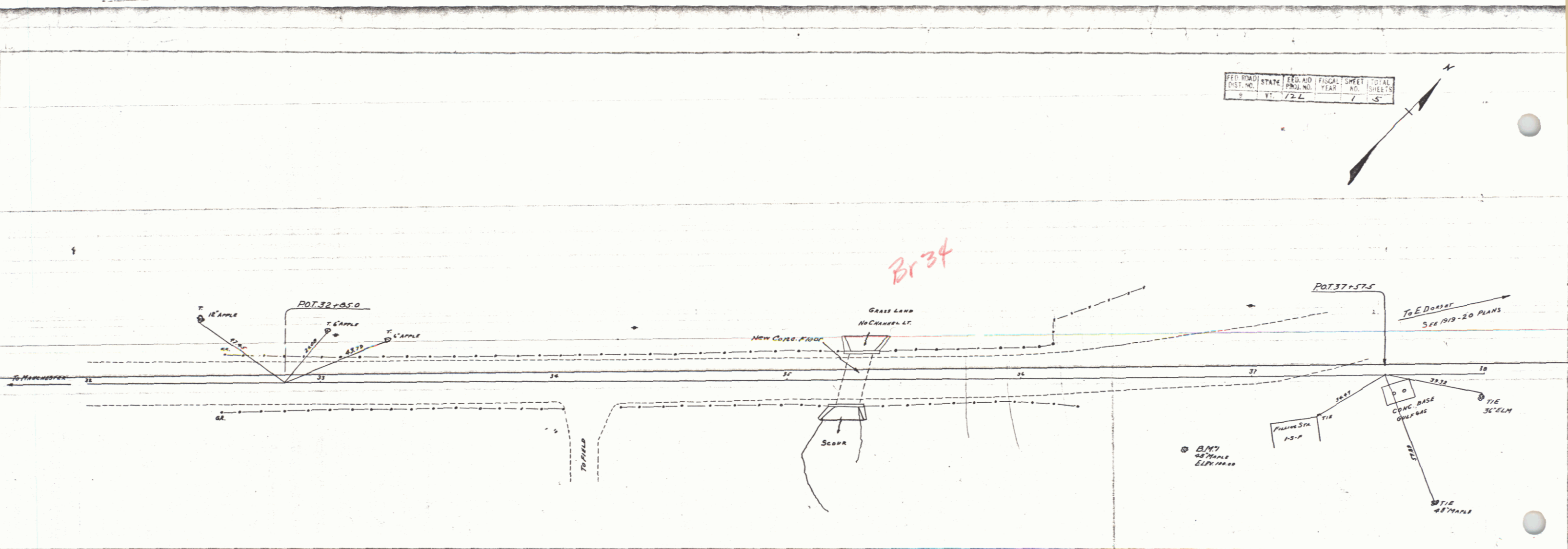


DIST. NO.	STATE	FED. AID PROJ. NO.	FISCAL YEAR	SHEET NO.	TOTAL SHEETS
8	VT.	72 L		1	5



PLAN	DATE	BY	CHECKED
BRIDGE	10/15/72	SA	SA

PROFILE	DATE	BY	CHECKED
BRIDGE	10/15/72	SA	SA



INDEX OF SHEETS  
 SHEET NO. 1 - PLANS & PROFILE  
 " 2 - DETAILS OF REPAIRS  
 " 3 - S&E TYPICAL DETAILS  
 " 4 - SCOUR SECTIONS

*A. R. [Signature]*  
 BRIDGE ENGINEER

TOWN OF DORSET  
 150 DRY BRIDGE ON MANCHESTER -  
 RUTLAND ROAD ROUTE US 7  
 0.6 MILES NORTH OF MANCHESTER LINE  
 S.F.A. 12L  
 SHEET 1 OF 5 SHEETS

PLATE 1, 1/4" = 1'-0" (IF NOT SHOWN OTHERWISE)  
 1/8" = 1'-0" (IF NOT SHOWN OTHERWISE)