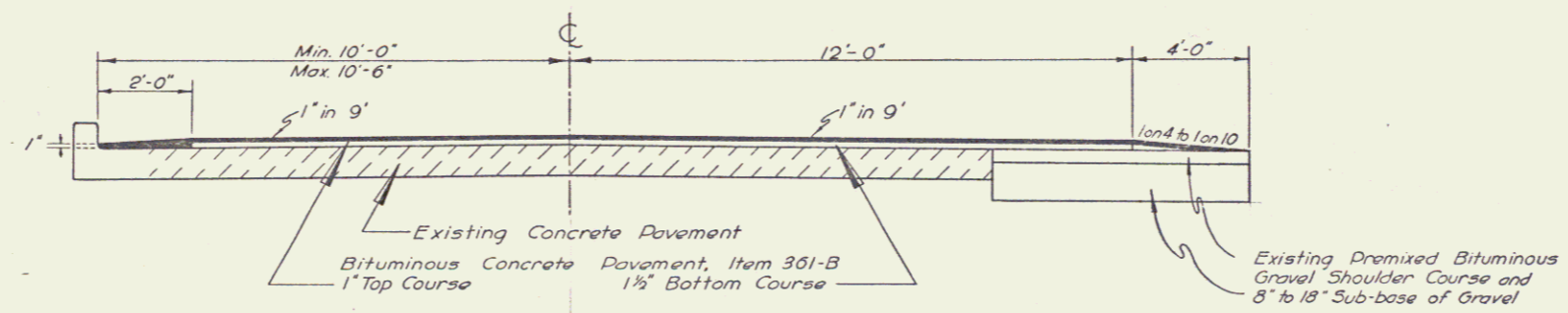


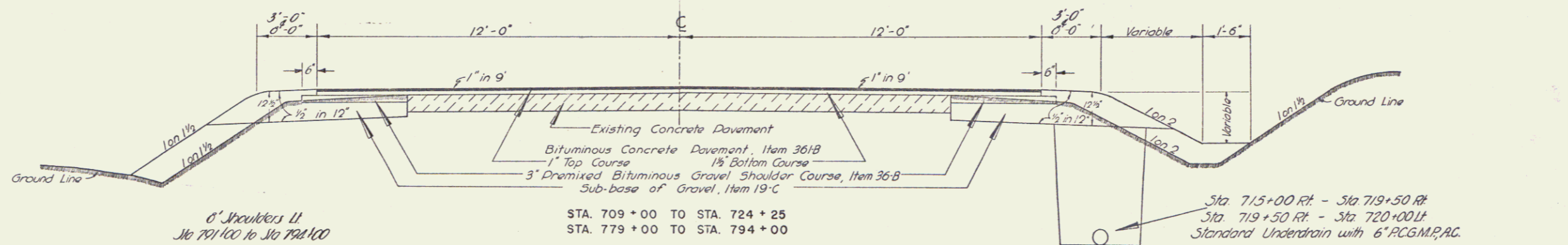
# TYPICAL SECTIONS

## BITUMINOUS CONCRETE PAVEMENT, CLASS I ITEM 361-B

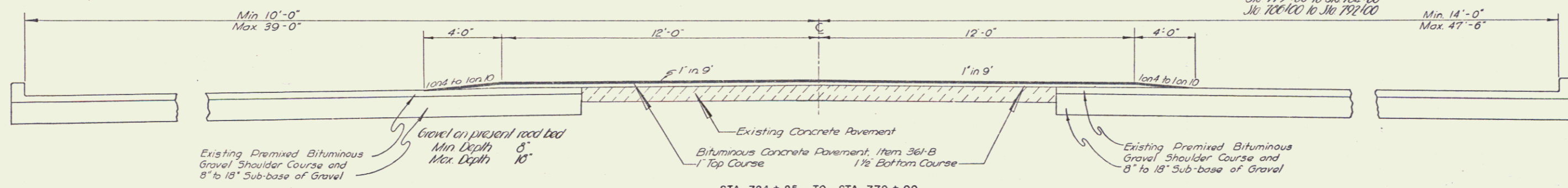


SECTION SHOWING TOP COURSE ADJACENT TO CURB

NOTE: Bituminous Concrete Pavement shall be paid for on ton basis



SECTION SHOWING PREMIXED BITUMINOUS SHOULDERS



SECTION SHOWING FLAT SLOPES

EXISTING CURB ON LEFT	
727 + 20	TO 732 + 28
739 + 15	TO 740 + 60
741 + 65	TO 744 + 50
745 + 50	TO 748 + 40
749 + 50	TO 750 + 50
755 + 00	TO 756 + 00
767 + 90	TO 769 + 00

EXISTING CURB ON RIGHT	
734 + 60	TO 740 + 65
741 + 40	TO 742 + 65
746 + 50	TO 754 + 00

Scale: 1 inch = 2 feet

BRANDON

Surveyed by  
 Designed by  
 Drawn by *E. Rogers*  
 Traced by *L. Jones*  
 Checked by  
 Series *F* No. *109(11)* Filed  
 Sheet *2* of 7 Sheets