

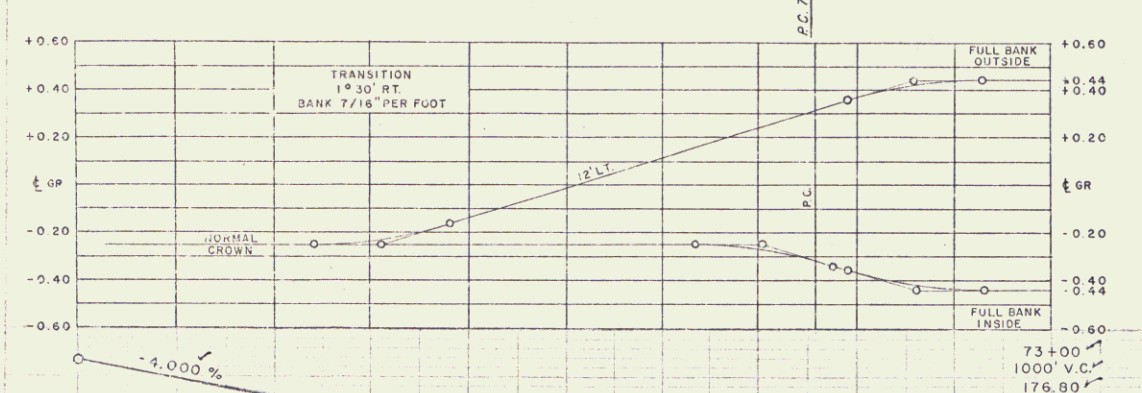
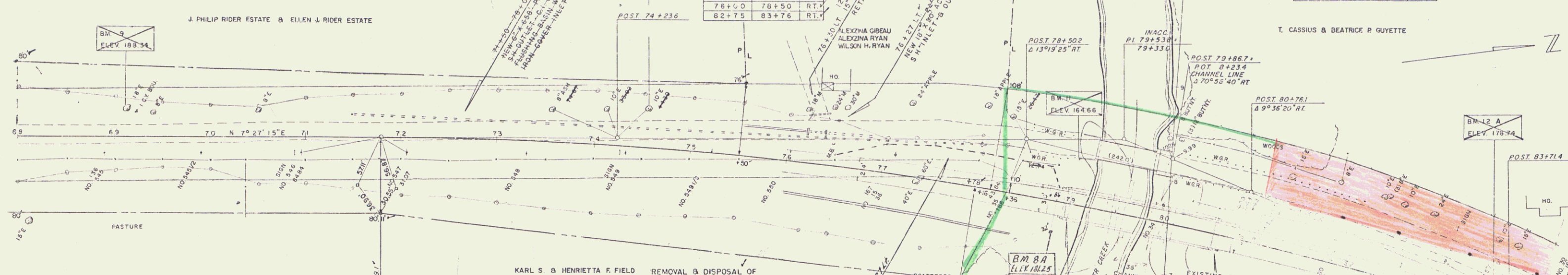
PARKING AREA
76+50-78+87 LT.

TOPSOIL SEEDING
75+30-77+00 LT.

CONSTRUCT DRIVES	STA	STA	POS.
	76+27		LT.

CONSTRUCT SPECIAL DITCH ITEM 101	STA	STA	POS.
	73+50	78+13	LT.
	78+41	77+00	LT.
	76+00	78+50	RT.
	82+75	83+76	RT.

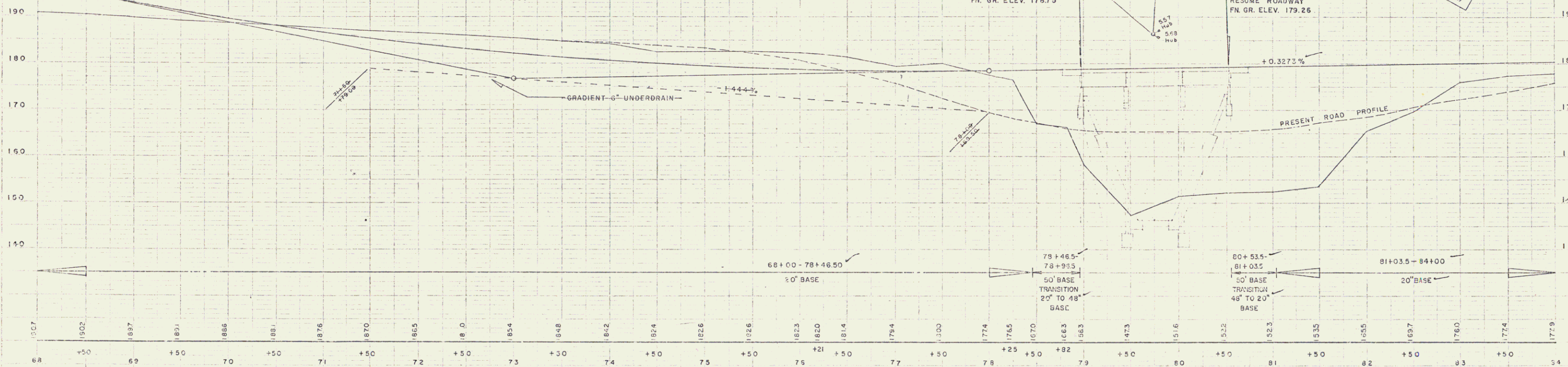
EXCAVATION & REMOVAL OF ROAD SURFACE ON DISCONTINUED ROADWAYS	STA	STA	POS.
	76+50	77+00	LT.
	80+50	83+50	LT.



REMOVAL & DISPOSAL OF PRESENT GUARD RAIL
78+17-79+20 LT.
78+46-79+20 LT.
79+85-81+75 LT.
79+85-82+02 LT.

THREE CABLE GUARD RAIL WITH STEEL POSTS	STA	STA	POS.
	79+85	78+88	LT.
	80+62	83+26	LT.
	78+32	78+88	RT.
	80+62	82+76	RT.

STONE FILL FOR SLOPE PROTECTION	STA	STA	POS.
	78+75	79+00	RT.
	80+50	82+25	RT.



68+00-78+46.50 50' BASE
78+46.50-78+93.5 50' BASE
78+93.5-80+53.5 50' BASE
80+53.5-81+03.5 50' BASE
81+03.5-84+00 20' BASE

BM-9 - 5+18 - 4+87 ELM - 30' LT. STA-60+11 - ELEV-109.34
BM-10 - 5+18 - 4+87 ELM - 42' LT. STA-75+52.5 - ELEV-103.43
BM-11 - 20' ON BRIDGE RING - 49' LT. STA-75+10.2 - ELEV-164.09
BM-12 - 24' ELM - 116' LT. STA-83+04.5 - ELEV-170.74

FERRISBURG PD13-4 H
SHEET 07 77

BM-8 - 20' ON BRIDGE RING - 49' LT. STA-75+10.2 - ELEV-164.09
BM-11 - 24' ELM - 116' LT. STA-83+04.5 - ELEV-170.74