

CURB & GUTTER REQUIRED


DRAINAGE CULVERTS REQUIRED

SUB-BASE OF GRAVEL REQUIRED

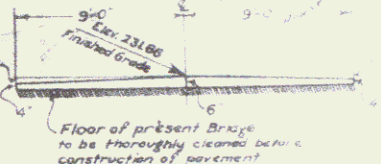
Sta 65300 - Right 12" Concrete Pipe 20' L x 14" H
Class B Concrete (1-1/2% F)
Sta 65340 Left. Relay 8" of Pipe -
Concrete Class B (1-1/2% F)
1.4 Cu Yds.

Sta 65210 - 65310 6" x 11" x 11" 300' x 11"
WOOD GUARD RAIL
Left
Sta 66700 To Sta 66755 Length 55 M.
Right
Sta 66740 To Sta 66795 Length 55 M.

CURVE
Δ 1133
L 1130
E 1160
T 1550
C 2100

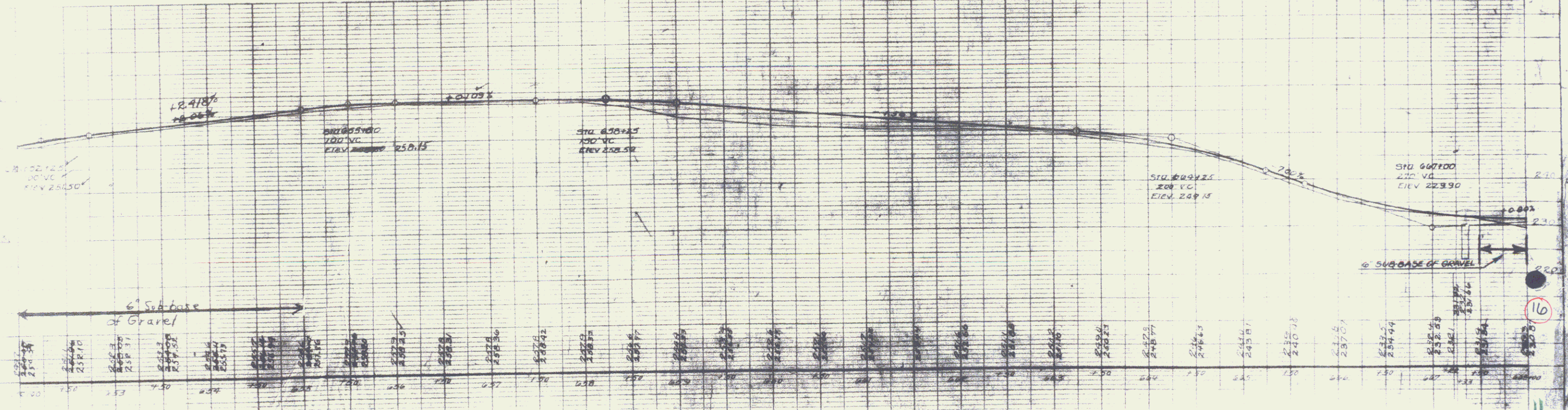


A construction joint to be placed at beginning and end of slab.



DETAILS OF CONSTRUCTION OF BRIDGE SLAB STA. 667-33

3rd Course Cement Concrete Reinforcement
Minimum 5/8" Diameter Bars



10