

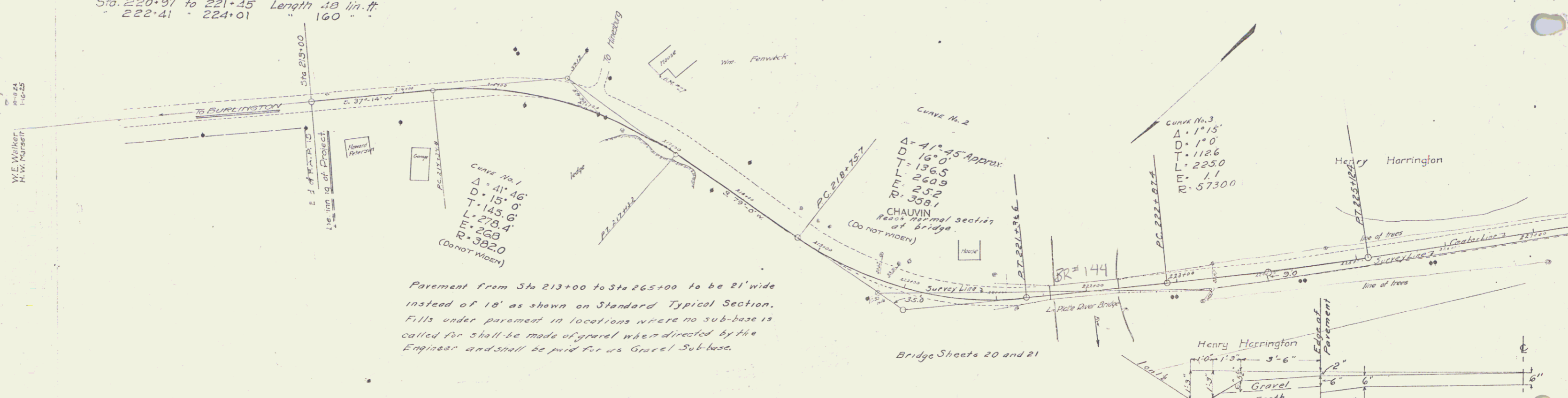
CABLE GUARD RAIL REQUIRED
 ON LEFT
 Sta. 220+97 to 221+45 Length 48 lin. ft.
 " 222+41 " 224+01 " 160 " "

ON RIGHT
 Sta. 220+97 to 221+45 Length 48 lin. ft.
 " 222+41 " 224+01 " 160 " "

9" SUB - BASE OF FIELD OR QUARRYSTONE
 Sta. 213+00 to 221+45 Length 845'

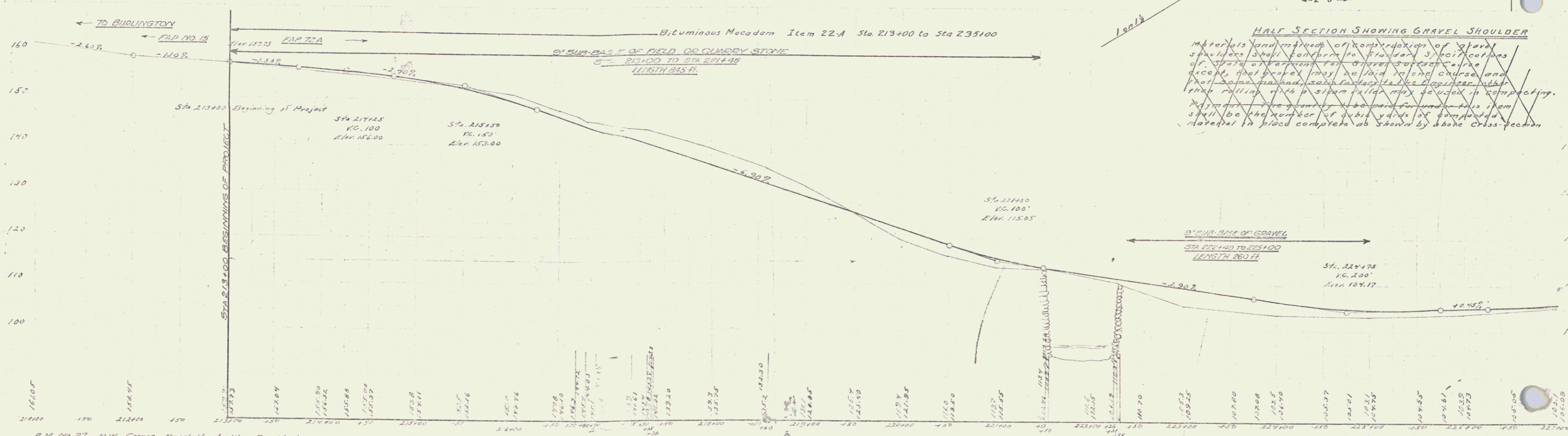
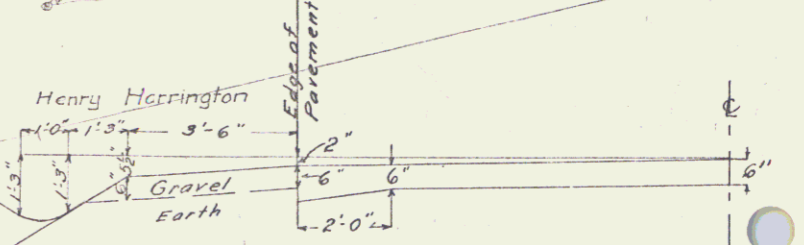
9" SUB - BASE OF GRAVEL REQUIRED
 Sta. 221+40 to 225+00 Length 260'

PLANNING AND DESIGN
 1921
 1 222 23 27 3 34



Parapet from Sta 213+00 to Sta 265+00 to be 21' wide instead of 18' as shown on Standard Typical Section. Fills under parapet in locations where no sub-base is called for shall be made of gravel when directed by the Engineer and shall be paid for as Gravel Sub-base.

Bridge Sheets 20 and 21



O.M. No. 27 N.W. Corner threshold of Wm. Fenwick house Elev. 151.83
 O.M. No. 29 Top of last guard rail post S. of bridge W. side of road Elev. 108.12

Series F Hoisted
 Sheet 1 of 34