

INDEX OF SHEETS	
SHEET NO	TITLE PAGE
1	TITLE PAGE
2	TYPICAL CROSS-SECTION OF IMPROVEMENT COURSE WITH REFINED TAR ITEMS 25 & 30
3	TYPICAL CROSS-SECTION OF ROADSIDE IMPROVEMENT ITEMS (FORCE ACCOUNT)
4	BANKING AND WIDENING TABLES
5-18	PLAN AND PROFILE
13	BRIDGE STATION 254+95 - 256+23 SUPERSTRUCTURE DETAILS S1B-30
14	GUARD RAIL S B 5 P
15	ABUTMENT NO. 1 DETAILS
16	PIER NO. 1 DETAILS
17	ABUTMENT NO. 2 DETAILS
18	BARRICADES, SIGNS AND LIGHTS SB11
19	STANDARD BRIDGE DETAILS SB 20
20	4.5 X 6 R.C.BOX STANDARD R.C.G.P.
21	STANDARD STRUCTURE SHEET S-28 PLAIN RUBBLE PAVING, PIPE CULVERTS, C.G.M. DROP INLETS WITH GRATES
22	S-30 GUARD RAIL, CROSGOTED TIMBER CURB
23	S-30A FEDERAL AID MARKERS, BOUNDARY MARKERS, STAND. UNO.
24	S-40 BARRICADES, SIGNS AND LIGHTS
25	S-41 TYPICAL GRADING CROSS-SECTION
25A	SC 2-4 BARREL 4'x4' R.C.BOX
25B	SC W-4 WINGS 4'x4' R.C.BOX
26-67	CROSS SECTION SHEETS

STANDARD STRUCTURE SHEETS APPROVED BY THE CHIEF ENGINEER:
 S-28 APRIL 26, 1941
 S-30 MAY 12, 1941
 S-30A APRIL 19, 1941

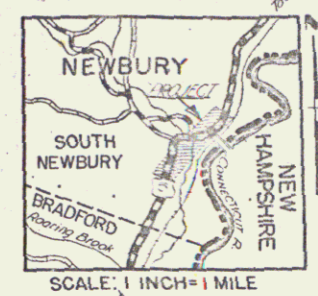
STATE OF VERMONT
 STATE HIGHWAY DEPARTMENT

PLAN AND PROFILE OF PROPOSED
 STATE HIGHWAY

TOWN OF NEWBURY
 ROUTE U.S. 5

S.N.F.A.P. PROJECT

FED. ROAD DIST. NO.	STATE	FED. AID PROJ. NO.	FISCAL YEAR	TOTAL SHEETS	NO. SHEETS
9	Vt.	112(A)	1943	1	67




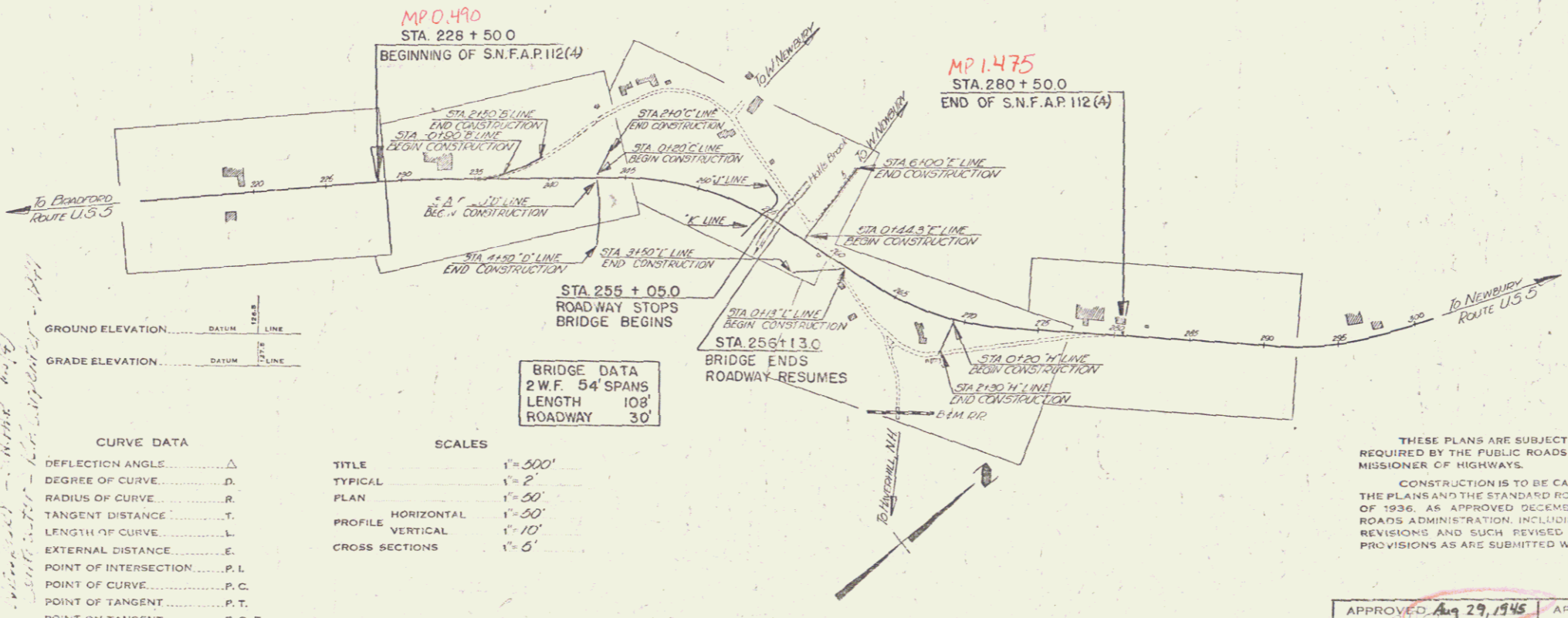
Pin # 99R272
 Project: SNFAP 112 (A)

BEGINNING AT A POINT APPROXIMATELY 0.5 MILE NORTH OF THE BRADFORD-NEWBURY TOWN LINE AND EXTENDING NORTHEASTERLY 0.982 MILES.

LENGTH OF ROADWAY- 5077.5 LIN. FT. = 0.962 MI.
 LENGTH OF BRIDGE - 108.0 " " = 0.020 "
 LENGTH OF CONTRACT- 5185.5 " " = 0.982 "

RECORD PLANS
 By T.H. Dickey
 Jan. 1, 1945

RIGHT-OF-WAY DIVISION
 TOWN FILE
 PERPETUAL
 Town of US5
 (To Be Returned To R.O.W. Division)



TITLE	SCALE
TYPICAL	1" = 500'
PLAN	1" = 2'
PLAN	1" = 20'
PROFILE HORIZONTAL	1" = 50'
PROFILE VERTICAL	1" = 10'
CROSS SECTIONS	1" = 5'

THESE PLANS ARE SUBJECT TO SUCH REVISIONS AS MAY BE REQUIRED BY THE PUBLIC ROADS ADMINISTRATION OR THE COMMISSIONER OF HIGHWAYS.
 CONSTRUCTION IS TO BE CARRIED ON IN ACCORDANCE WITH THE PLANS AND THE STANDARD ROAD AND BRIDGE SPECIFICATIONS OF 1936, AS APPROVED DECEMBER 29TH, 1936, BY THE PUBLIC ROADS ADMINISTRATION, INCLUDING ALL SUBSEQUENT APPROVED REVISIONS AND SUCH REVISED SPECIFICATIONS AND SPECIAL PROVISIONS AS ARE SUBMITTED WITH THE PLANS.

APPROVED Aug 29, 1945 ROAD ENGINEER
 APPROVED [Signature] DISTRICT HIGHWAY COMMISSIONER
 SERIES PA 112 SHEET 1