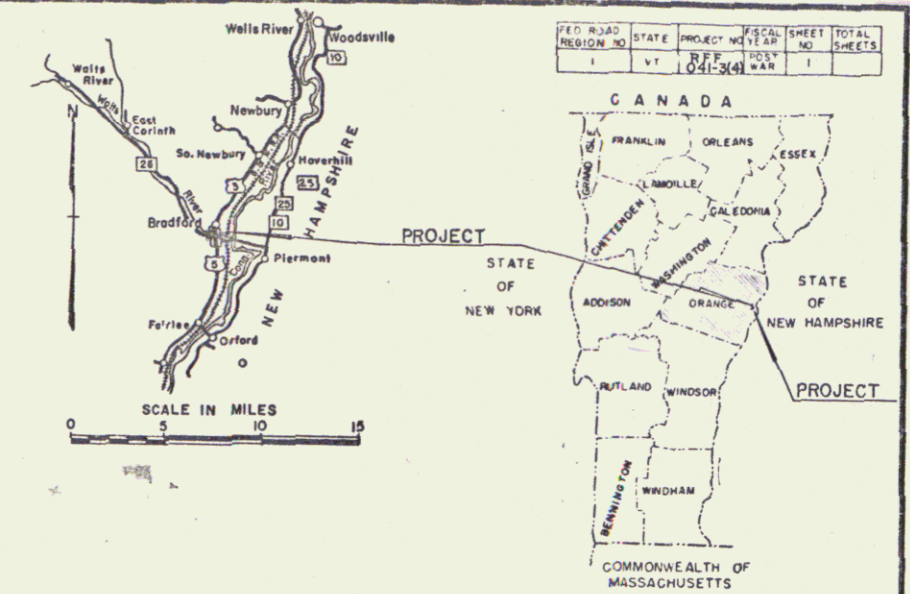


INDEX OF SHEETS

1. Title Sheet
2. Typical Sheet of Improvement, Bituminous Concrete Pavement, Item 361. Mod.
- 3-4. Summary of Plans
5. Drainage—Final Detail, Summary
- 6-7. Earthwork and Grades
- 10-15. R.O.W. Detail Sheet
- 16-25. Plan and Profile
- 26-27. Details of Corr. Metal Plate Arch at 307+00 (Cattle Pass)
28. Detail of Steel Beam Guard Rail and Three Cable Guard Rail Connector
- 29-30. Blank
31. Traffic Sign Location Sheet
32. Traffic Sign and Delineator Summary Sheet
33. Traffic Sign Design and Detail Sheet
34. Traffic Signs Yielding Type Ground Mounted Steel Supports
35. Overhead Flashed Sign Assembly and Construction Details
36. Overhead Traffic Sign Support Station 316+00
37. Overhead Traffic Sign Support Station 319+00
38. A-10 Traffic Section on Solid Rock
39. B-1 Banking
40. B-2 Typical Slope Grading
41. B-10 Embankment on a Slope
42. B-11 Slope Stabilization
43. C-1 Curbs
44. C-1a Curbs
45. D-2 Manholes, C.R.M., Underdrain
46. D-3 Gutters, Jute Matting
47. D-4 Flushing Basins
48. D-6 Reint. conc. Drop Inlets for Ditches
49. D-8 Drop Inlets
50. D-9 Drop Inlet Tops
51. D-10 Drop Inlet Tops
52. D-11 Grates
53. D-13 Gully Basins
54. D-16 Pre-cast Conc. Curb D.I. and Grates
- 55-60. Blank
61. E-11 Inters.ate Route Markers and Auxiliary Markers 1/16/70 R
62. E-12 US Route Markers and Auxiliary Markers 3/10/71 R
63. E-13 State Route Markers and Auxiliary Markers 3/10/71 R
64. E-14 Regulatory Signs 6/12/68 R
65. E-15 Regulatory Signs 8/12/68 R
66. E-16 Warning Signs 12/18/68 R
67. E-17 Guide Signs 11/4/70 R
68. E-18 Guide Signs 12/18/68 R
69. E-19 Delineators, Hazard Markers and Mileposts 1/1/70 R
70. E-23 Yielding Type Tubular Aluminum Sign Supports 2/23/68 R
71. E-26 Standard Sign Placement Non-Expressway Type 2/4/68 R
72. E-31 Federal Construction Identification Signs 2/4/71 R
73. E-32 Road Construction Approach Sign 1/4/67 R
74. E-34 On Project Construction Signs 5/3/67 R
75. G-1 Standard Steel Beam Guard Rail 4/20/70 R
76. G-4 Marker Posts, Plus Guard Rail 12/20/65 R
77. G-6 Three Cable Guard Rail, Anchors 4/20/70 R
78. G-7 Three Cable Guard Rail, Anchors 4/20/70 R
79. G-11 Anchors for Steel Beam Guard Rail 10/8/68 R
80. J-1 Project and Boundary Markers 3/10/65 R
- 81-95. Blank
- 96-100. Cross Sections

STATE OF VERMONT  
DEPARTMENT OF HIGHWAYS  
**PROPOSED IMPROVEMENT**  
FEDERAL AID PROJECT  
**TOWN OF BRADFORD**  
COUNTY OF ORANGE  
**U. S. ROUTE 5**  
**WHITE RIVER JCT. - ST. JOHNSBURY ROAD**

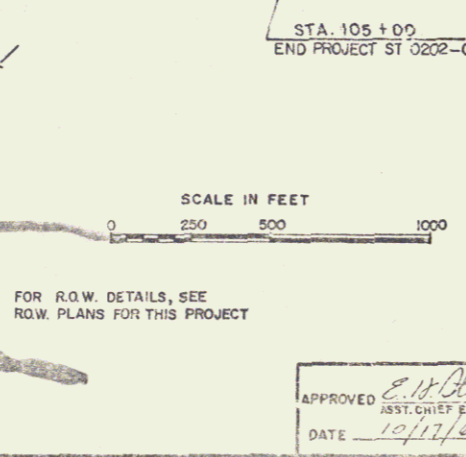
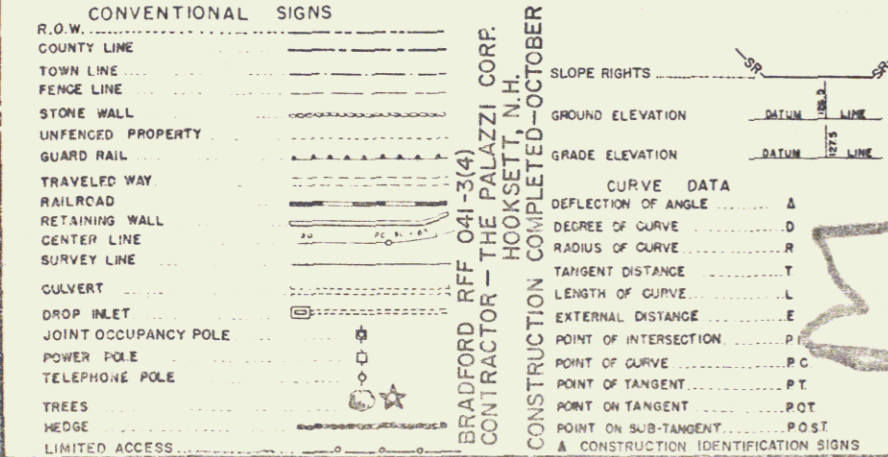
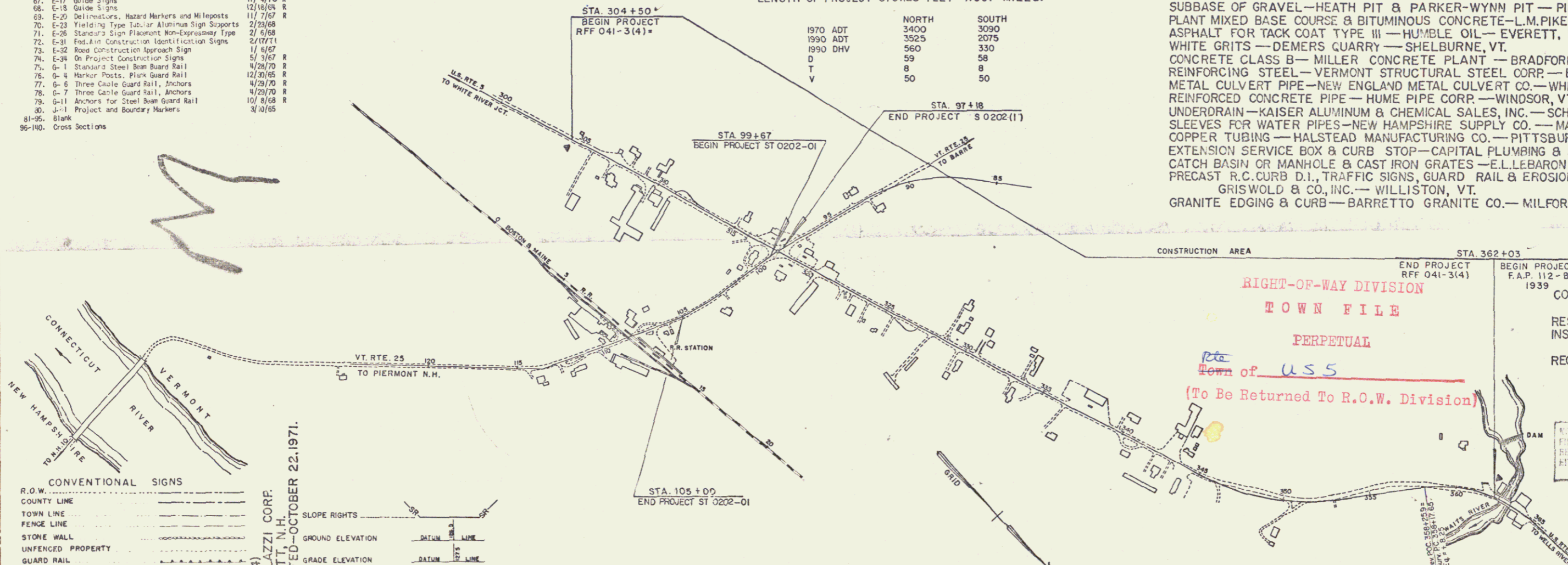
BEGINNING AT A POINT 1.171 MILES NORTH OF  
THE FAIRLEE-BRADFORD TOWN LINE AND  
EXTENDING NORTHERLY 1.091 MILES.  
LENGTH OF PROJECT 5761.25 FEET = 1.091 MILES.



RECORD PLANS      PAVEMENT AREA  
MATERIALS            15,363 S.Y.

SUBBASE OF GRAVEL—HEATH PIT & PARKER-WYNN PIT—PIERMONT, N.H.  
PLANT MIXED BASE COURSE & BITUMINOUS CONCRETE—L.M. PIKE PLANT—W. LEBANON, N.H.  
ASPHALT FOR TACK COAT TYPE III—HUMBLE OIL—EVERETT, MA.  
WHITE GRITS—DEMERS QUARRY—SHELburne, VT.  
CONCRETE CLASS B—MILLER CONCRETE PLANT—BRADFORD, VT.  
REINFORCING STEEL—VERMONT STRUCTURAL STEEL CORP.—BURLINGTON, VT.  
METAL CULVERT PIPE—NEW ENGLAND METAL CULVERT CO.—WHITE RIVER JCT., VT.  
REINFORCED CONCRETE PIPE—HUME PIPE CORP.—WINDSOR, VT.  
UNDERDRAIN—KAISER ALUMINUM & CHEMICAL SALES, INC.—SCHENECTADY, N.Y.  
SLEEVES FOR WATER PIPES—NEW HAMPSHIRE SUPPLY CO.—MANCHESTER, N.H.  
COPPER TUBING—HALSTEAD MANUFACTURING CO.—PITTSBURG, PA.  
EXTENSION SERVICE BOX & CURB STOP—CAPITAL PLUMBING & SUPPLY CO.—CONCORD, N.H.  
CATCH BASIN OR MANHOLE & CAST IRON GRATES—E.L. LEBARON FOUNDRY CO.—BROCKTON, MA.  
PRECAST R.C. CURB D.I., TRAFFIC SIGNS, GUARD RAIL & EROSION CONTROL ITEMS—S.T. GRISWOLD & CO., INC.—WILLISTON, VT.  
GRANITE EDGING & CURB—BARRETTO GRANITE CO.—MILFORD, N.H.

CONTRACT DATED—MAY 13, 1971.  
STARTED—MAY 14, 1971.  
COMPLETED—OCTOBER 22, 1971.  
ACCEPTED—OCTOBER 22, 1971.  
CONTRACTOR—THE PALAZZI CORP.  
HOOKSETT, N.H.  
RES. ENG.—LEON TESSIER.  
INSPECTORS—J. COUTURE, R. TOFANI,  
A. BOYD & F. HALL, JR.  
RECORD PLANS—N.E. MURRAY.



RIGHT-OF-WAY DIVISION  
TOWN FILE  
PERPETUAL  
Town of USS  
(To Be Returned To R.O.W. Division)

THESE PLANS ARE SUBJECT TO SUCH REVISIONS AS MAY BE REQUIRED BY THE FEDERAL HIGHWAY ADMINISTRATION OR THE CHIEF ENGINEER.  
CONSTRUCTION IS TO BE CARRIED ON IN ACCORDANCE WITH THESE PLANS AND THE STANDARD SPECIFICATIONS FOR HIGHWAY AND BRIDGE CONSTRUCTION, DATED APRIL, 1964, AS APPROVED BY THE BUREAU OF PUBLIC ROADS ON OCTOBER 12, 1963, INCLUDING ALL SUBSEQUENT APPROVED REVISIONS AND SUCH REVISED SPECIFICATIONS AND SPECIAL PROVISIONS AS ARE INCORPORATED IN THESE PLANS.

DEPARTMENT OF TRANSPORTATION  
FEDERAL HIGHWAY ADMINISTRATION

APPROVED: \_\_\_\_\_  
DIVISION ENGINEER      DATE \_\_\_\_\_

PROJECT REF. NO. 041-3(4)  
SHEET 1 OF 140 SHEETS

APPROVED: <i>E. W. [Signature]</i> DISTRICT ENGINEER DATE: 10/17/66	APPROVED: <i>[Signature]</i> DESIGNING ENGINEER DATE: 10/10/66	APPROVED: _____ BRIDGE ENGINEER DATE: _____	APPROVED: <i>[Signature]</i> SUPERVISOR DATE: 4/10/70
APPROVED: _____ INSPECTOR DATE: _____	APPROVED: <i>[Signature]</i> INSPECTOR DATE: 10/14/66	APPROVED: _____ INSPECTOR DATE: _____	APPROVED: <i>[Signature]</i> CHIEF ENGINEER DATE: 10/17/66