

INDEX OF SHEETS

| SHEET NO. | TITLE PAGE |
|---|---|
| 1 | TITLE PAGE |
| 2 | TYPICAL CROSS SECTION OF IMPROVEMENT BITUMINOUS CONCRETE PAVEMENT |
| 3 | BANKING AND WIDENING TABLES ITEM 351-B |
| 4 | QUANTITY SHEET (ITEMS) |
| 5 | QUANTITY SHEET (DRAINAGE) |
| 6-15 | PLAN AND PROFILE SHEETS |
| 14 | DETAILS OF 6'x6' R.C.BOX SECTION NO. 1 & UPSTREAM WINGS |
| 15 | DETAILS OF 6'x6' R.C.BOX SECTION NO. 2 & 3 |
| 16 | DETAILS OF 6'x6' R.C.BOX SECTION NO. 4, 5 & 6 |
| 17 | DETAILS OF 6'x6' R.C.BOX SECTION NO. 7 & 8 |
| 18 | DETAILS OF 6'x6' R.C.BOX SECTION NO. 9 & DOWNSTREAM WINGS |
| 19 | DETAILS OF REINFORCING STEEL |
| 20 | CHANNEL AND STRUCTURE SECTIONS OF 6'x6' R.C.BOX |
| 21 | STANDARD STRUCTURE SHEET S-G-21 (EXPANSION JOINTS) |
| 22 | STANDARD STRUCTURE SHEET C-D (DRAINAGE AND MARKERS) |
| 23 | STANDARD STRUCTURE SHEET CD-2 (TYPICAL GRADING) |
| 24 | STANDARD STRUCTURE SHEET S-40 (BARRICADES, SIGNS & LIGHTS) |
| 25 | STANDARD STRUCTURE SHEET S-45-45 (TWO CABLE GUARD RAIL) |
| 26 | STANDARD STRUCTURE SHEET S-47-45 (DROP INLETS) |
| 27 | STANDARD STRUCTURE SHEET S-48-46 (THREE CABLE GUARD RAIL W/STEEL POSTS) |
| 28-60 | CROSS SECTIONS |
| 61-63 | EARTHWORK SHEETS |
| 21-A | STANDARD STRUCTURE SHEET SOW-4 (CONC. BOX INLETS AND OUTLETS) |
| STANDARD STRUCTURE SHEET APPROVED BY THE CHIEF ENGINEER, VERMONT STATE DEPARTMENT OF HIGHWAYS, 5-40 JUNE 10, 1950 | |

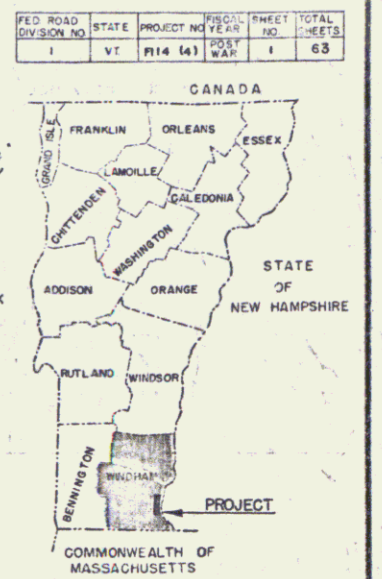
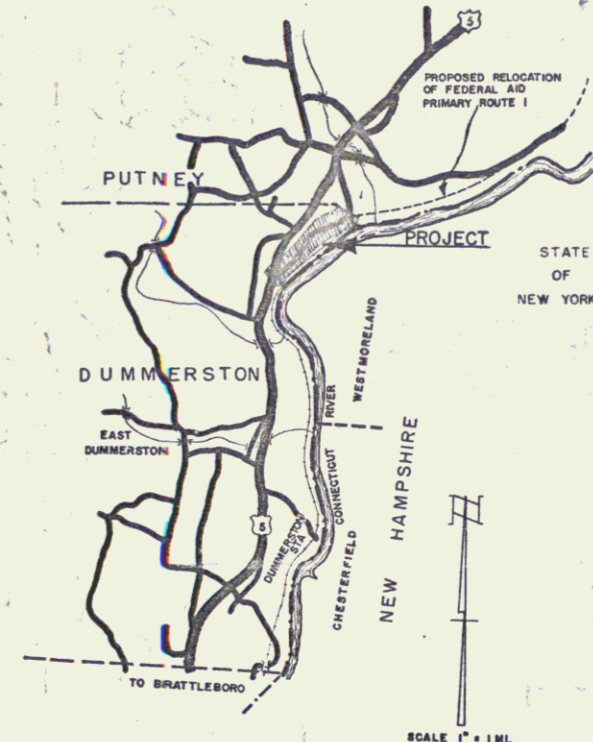
STATE OF VERMONT
DEPARTMENT OF HIGHWAYS

PROPOSED IMPROVEMENT

FEDERAL PROJECT
TOWN OF DUMMERSTON
COUNTY OF WINDHAM
U.S. ROUTE 5
BRATTLEBORO - PUTNEY ROAD

BEGINNING AT A POINT 4970.1 FEET SOUTHERLY OF DUMMERSTON-PUTNEY TOWN LINE AND EXTENDING NORTHERLY 4970.1 FEET


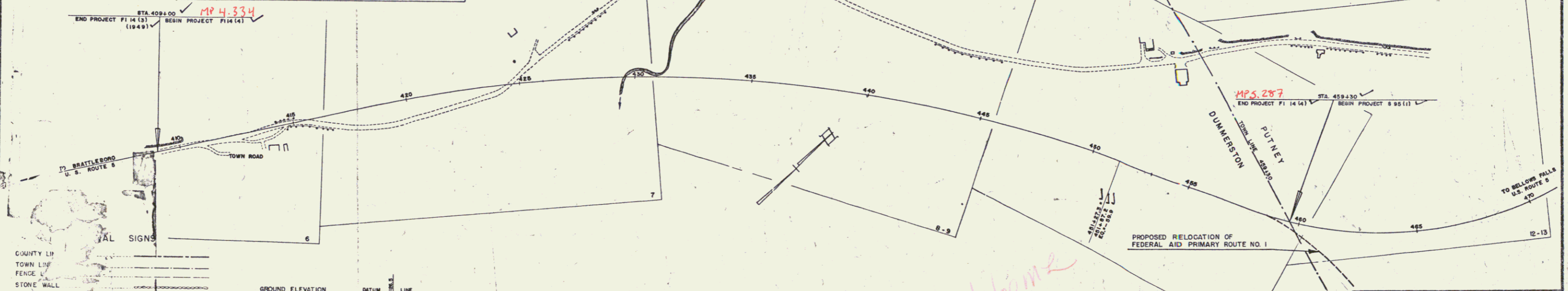
LENGTH OF PROJECT 7970.1 FT. = 0.941 MILES



| PROJECT NAME & NUMBER | TYPE | PAVEMENT AREA |
|-----------------------|------------------|---------------|
| DUMMERSTON FI 14 (4) | BIT. CONC. PAVE. | 13,254 sq |

RECORD PLANS MATERIALS

| | |
|--|---|
| SUB-BASE OF GRAVEL MILLER PIT, PUTNEY | REINF. STEEL TRUSCON STEEL CO., BOSTON, MASS. |
| C.R. GRAVEL BRATTLEBORO SA. & GR. CO., BRATTLEBORO | R.C.P. VT. CONC. PIPE CORP., WINDSOR |
| REF. TAR AM. TAR CO., E. DEERFIELD, MASS. | A.C.C.G.M.P. BERGER METAL CULVERT CO., WESTMINSTER, ST. |
| CUTBACK ASPHALT LAKE ASPH., DEERFIELD, MASS. | G.R. CABLE AM. ST. & WIRE CO., NEW HAVEN, CONN. |
| PEASTONE SEAL BRATTLEBORO SA. & GR. CO. | G.R. PAINT WATERPROOF PAINT & VARNISH CO., WATERTOWN, MASS. |
| CEMENT GLENS FALLS PORT. CEM. CO., GLENS FALLS, N.Y. | BIT. PAVEMENT LAKE ASPH. PL., GREENFIELD, MASS. |
| PEN. ASPHALT SOC. VACUUM, E. PROV., B.I. | |



GROUND ELEVATION DATUM TO LINE

GRADE ELEVATION DATUM TO LINE

| CURVE DATA | DEFLECTION OF ANGLE | DEGREE OF CURVE | RADIUS OF CURVE | TANGENT DISTANCE | LENGTH OF CURVE | EXTERNAL DISTANCE | POINT OF INTERSECTION | POINT OF CURVE | POINT OF TANGENT | POINT ON TANGENT | POINT ON SUB-TANGENT |
|------------|---------------------|-----------------|-----------------|------------------|-----------------|-------------------|-----------------------|----------------|------------------|------------------|----------------------|
| Δ | D | D | R | T | L | E | P.I. | P.C. | P.T. | P.O.T. | P.O.S.T. |

SCALES

| | |
|--------------------|-------------|
| TITLE | 1" = 200' |
| TYPICAL | 1" = 30' |
| PLAN | 1" = 60' |
| PROFILE HORIZONTAL | 1" = 10' |
| PROFILE VERTICAL | 1" = 10' |
| CROSS-SECTIONS | 1" = 8'-10" |

| | | | |
|---------------|---------------------|--------------------|---------------|
| CONTRACTOR | KELLEHER CORP. | CONTRACT DATED | MAY 24 1954 |
| RESIDENT ENGR | M VAN KLEEF | CONTRACT STARTED | MAY 24 1954 |
| INSPECTORS | | CONTRACT COMPLETED | SEPT. 27 1955 |
| RECORD PLANS | <i>E. J. Ashell</i> | CONTRACT ACCEPTED | SEPT. 27 1955 |

THESE PLANS ARE SUBJECT TO SUCH REVISIONS AS MAY BE REQUIRED BY THE BUREAU OF PUBLIC ROADS OR THE COMMISSIONER OF HIGHWAYS.

CONSTRUCTION IS TO BE CARRIED ON IN ACCORDANCE WITH THE PLANS AND THE STANDARD ROAD AND BRIDGE SPECIFICATIONS OF 1948, AS APPROVED JULY 25, 1949 BY THE BUREAU OF PUBLIC ROADS, INCLUDING ALL SUBSEQUENT APPROVED REVISIONS AND SUCH REVISED SPECIFICATIONS AND SPECIAL PROVISIONS AS ARE SUBMITTED WITH THE PLANS.

| | | | |
|--------------------------------|--------------------------|----------------------------|----------------------------|
| APPROVED CONSTRUCTION ENGINEER | APPROVED BRIDGE ENGINEER | APPROVED DISTRICT ENGINEER | APPROVED DISTRICT ENGINEER |
| DATE | DATE | DATE | DATE |

DEPARTMENT OF COMMERCE
BUREAU OF PUBLIC ROADS

APPROVED _____ DATE _____

DISTRICT ENGINEER

PROJECT FI 14 (4)

SHEET 1 OF 63 SHEETS

RIGHT-OF-WAY DIVISION
TOWN FILE
PERPETUAL
Town of U.S.
(To Be Returned To R.O.W. Division)