

NEW CORR GALV METAL PIPE REQUIRED

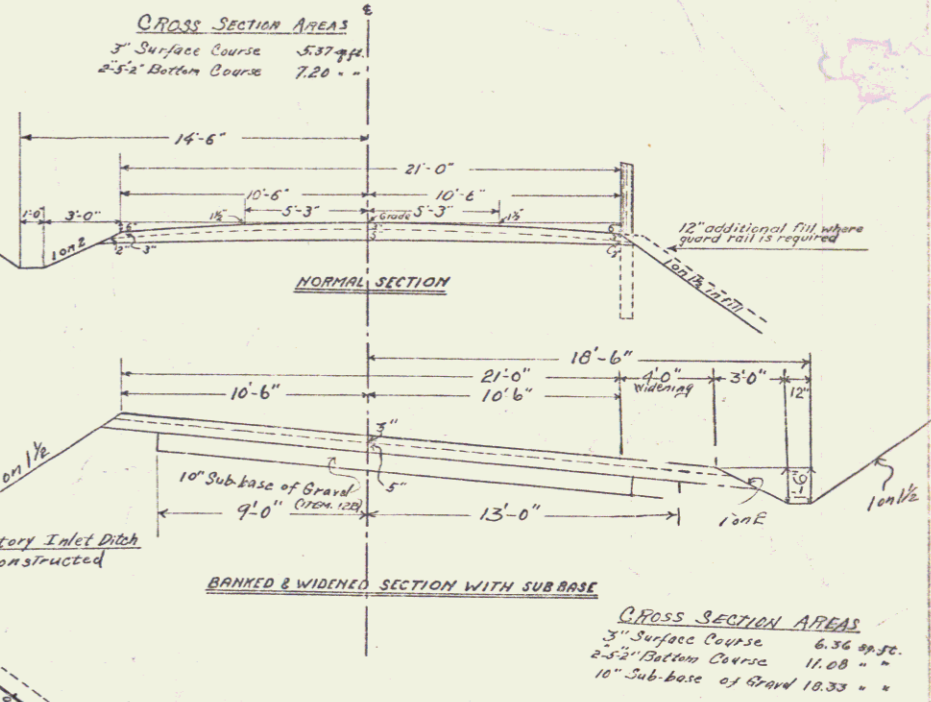
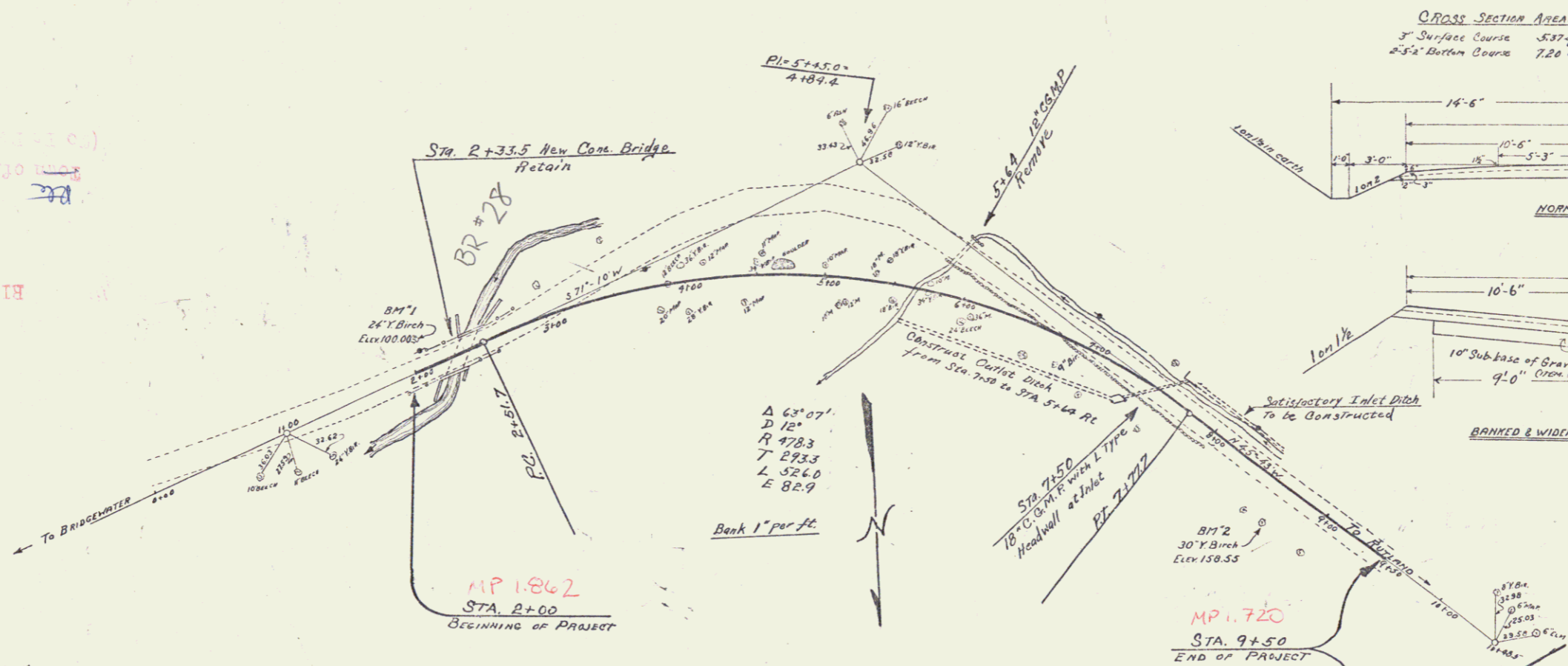
STA	SIZE	LENGTH	CONC. A	STEEL
7+50	18"	48'	4.0-M	102"

WOOD GUARD RAIL REQUIRED

Curve Sta	L _r	H _r
7+50	24'	23'

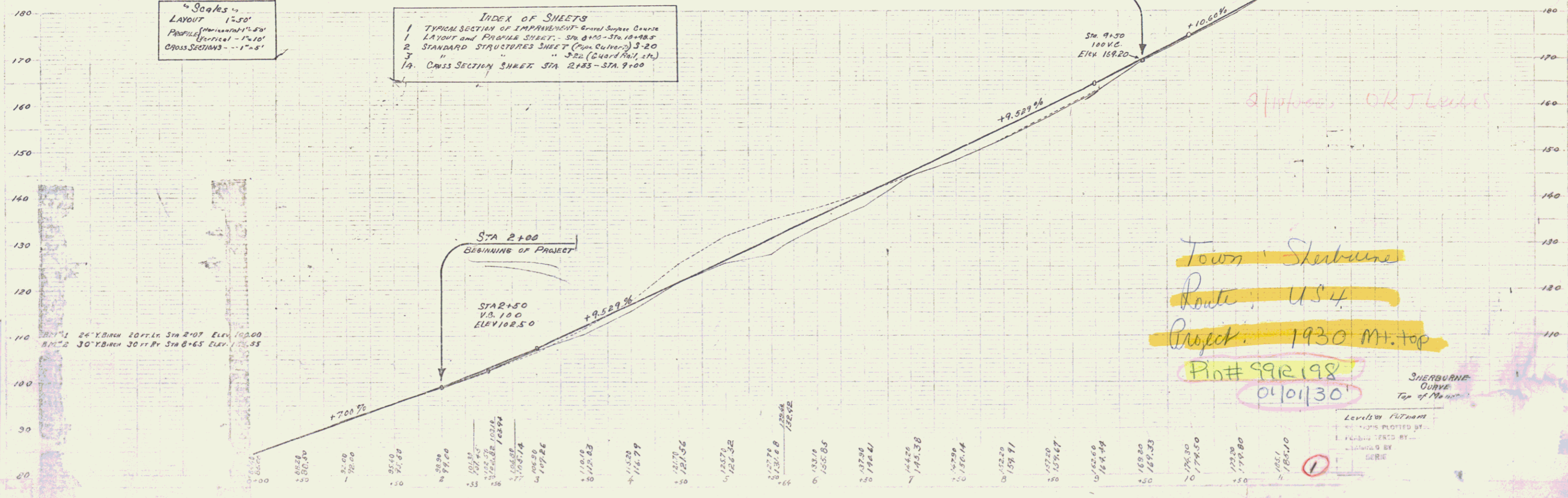
13 ROAD STATE ROAD DISTRICT DATA
 1930
 SHEET NO. 1930

U.S. 4
 HIGHWAY DIVISION
 TOWN OF STERBURN
 HIGHWAY DIVISION



Scales:
 LAYOUT 1"=50'
 PROFILE Vertical - 1"=10'
 CROSS SECTIONS - 1"=5'

INDEX OF SHEETS
 1 TYPICAL SECTION OF IMPROVEMENT - General Surface Course
 2 LAYOUT and PROFILE SHEET - STA 0+00 - STA 10+98.5
 3 STANDARD STRUCTURES SHEET (Plan, Culverts) 3'-20"
 4 CROSS SECTION SHEET STA 2+83 - STA 9+00



Town: Sterburne
 Route: U.S. 4
 Project: 1930 Mt. top
 Plan # 9912198
 01/01/30

SHERBURN
 CURVE
 Top of Main

Levels & Elevation
 ALL DATA PLOTTED BY
 I. F. B. TESTED BY
 S. B. S. BY
 S. B. S.