NOTE
Size of laundries may vary depending upon size of case and from which company case is purchased.

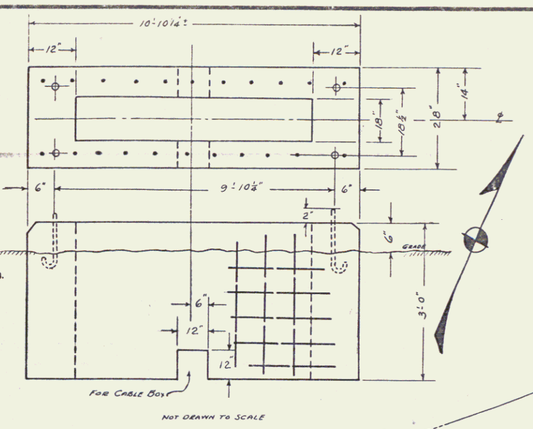

BASE FOR INSTRUMENT CASE

USE 3/8" ϕ DEFORMED STEEL - REQ'D. 26 - TOT. LGTH. 2'-8"
" " " " " 8 - " " 9'-10"
SPACED 9" ⅝"- VERTICAL & HORIZONTAL
CONCRETE CLASS A. - 1.1 CU. YDS.
U.S.S. HOOK BOLTS - REQ'D. 4 - 3/8" ϕ - LGTH. 16"

ABOVE QUANTITIES FOR ONE BASE.

CURVE
Δ = 30°07' LT.
R = 1146.3'
T = 308.4'
L = 602.3'
BANKING MODIFIED STATION 194 TO 195 TO FIT RAILROAD CROSSING.

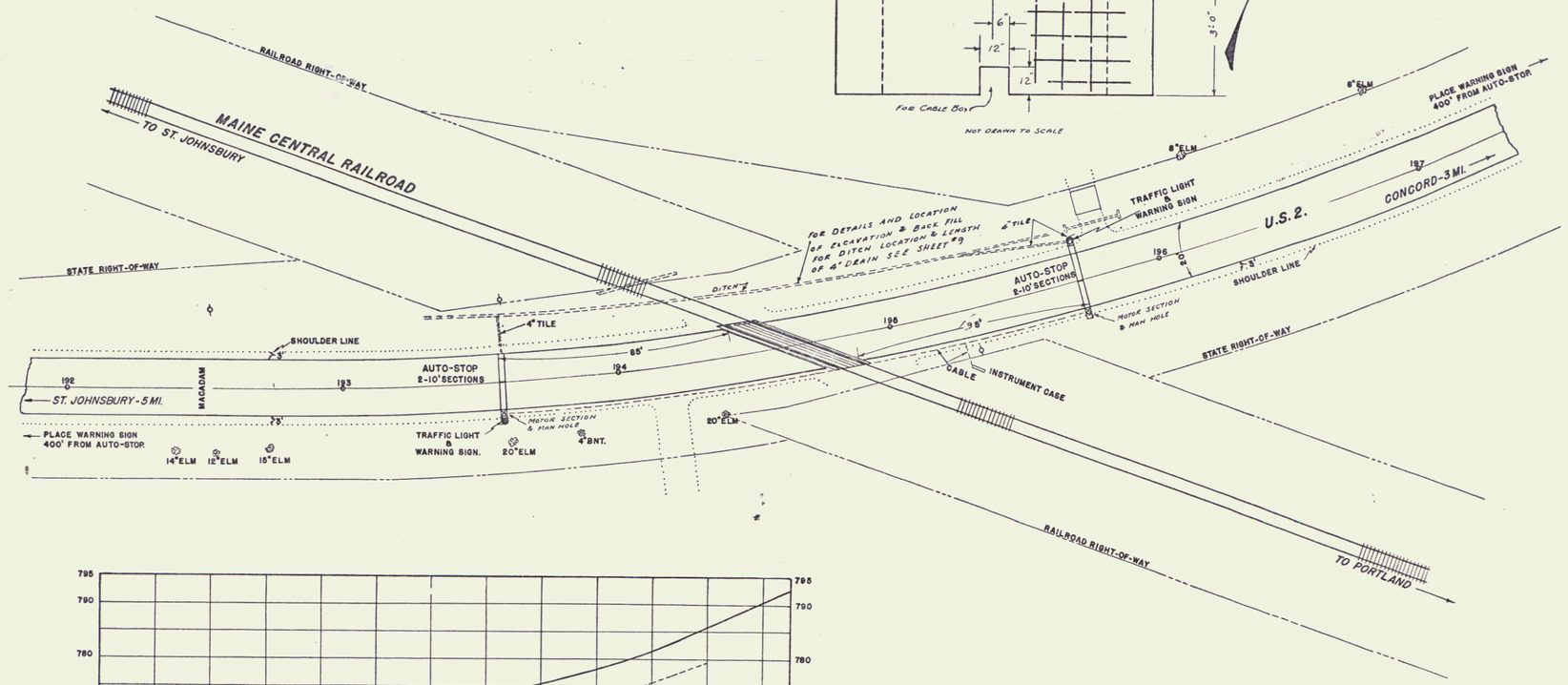

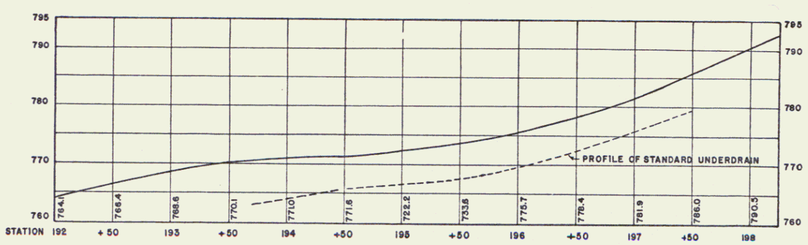

PROFILE OF HIGHWAY CENTERLINE

ESTIMATED QUANTITIES

EXCAVATION OF PITS	68 CU. YDS.
CABLE-EXCAVATION	15 CU. YDS.
TILE-EXCAVATION	2.5 CU. YDS.
DRAIN TILE	15 LIN. FT.
CONCRETE	2.3 CU. YDS.
PATCHING PAVEMENT	120 SQ. FT.

ST. JOHNSBURY-VT. W.P. GH-118-H

SURVEY
MAINE CENTRAL RAILROAD
U.S. HIGHWAY NO. 2
NEAR EAST JOHNSBURY, VT.
EVANS PRODUCTS CO.
DETROIT MICHIGAN
DRAWN BY D.J.M. APRIL 9, 1936
SCALE 1" = 20'
SHEET 2 OF 9 SHEETS

2