

STATE OF VERMONT  
DEPARTMENT OF HIGHWAYS

PROPOSED IMPROVEMENT

INTERSTATE PROJECT  
TOWNS OF BRADFORD-NEWBURY  
COUNTY OF ORANGE  
INTERSTATE ROUTE 91

CONTRACT 4

BEGINNING AT A POINT APPROXIMATELY 2.210 MILES  
SOUTHERLY OF THE NEWBURY-RYEGATE TOWN LINE  
AND EXTENDING NORTHERLY 1.504 MILES.

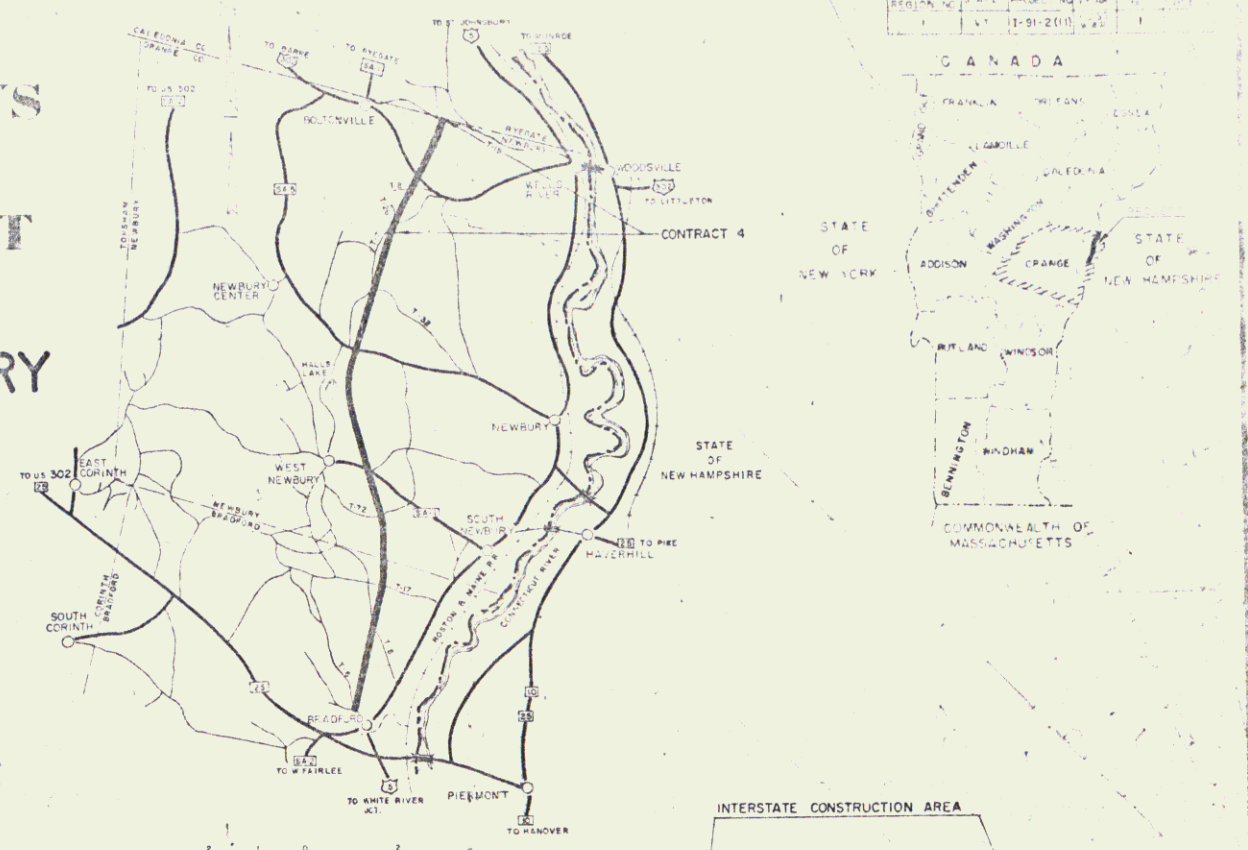
LENGTH OF ROADWAY 7940.48 FEET = 1504 MILES

LENGTH OF CONTRACT 7940.48 FEET = 1504 MILES

TRAFFIC DATA

1971	ADT	1950
1972	ADT	5635
1992	DIV	910
	D	57%
	V	7%
		60 MPH


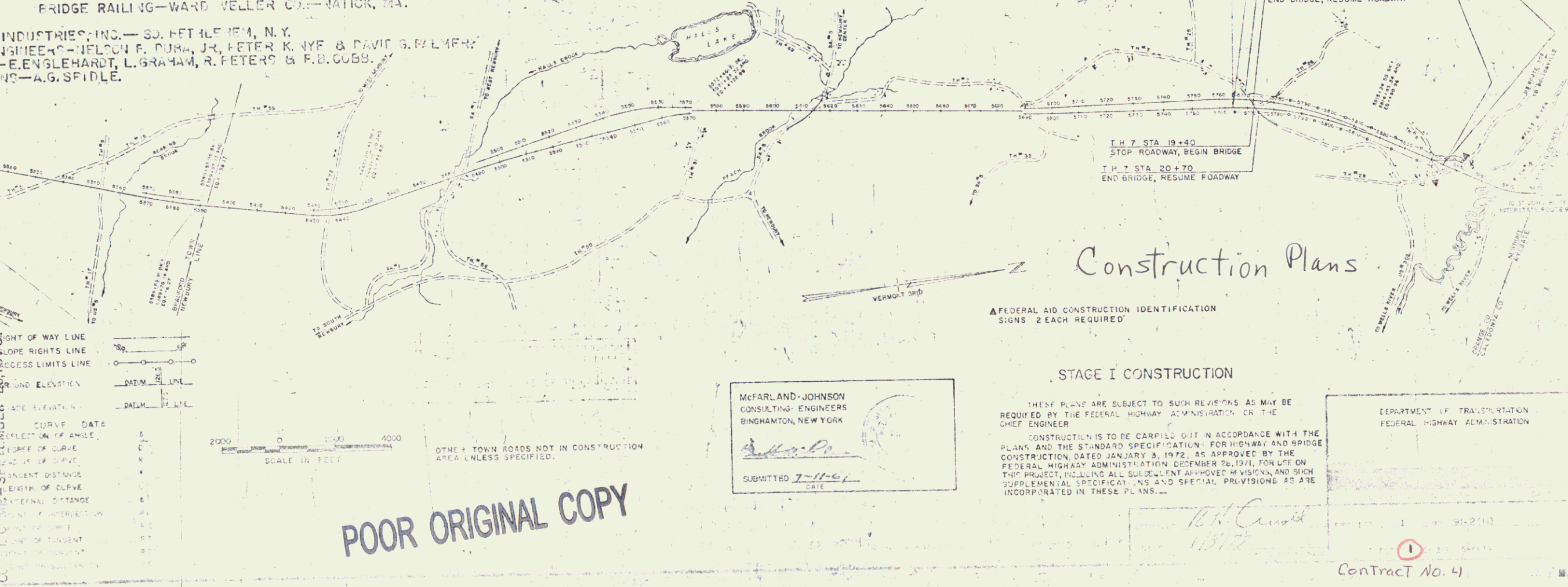
CONTRACT  
DATED - APRIL 20, 1972.  
STARTED - APRIL 24, 1972.  
COMPLETED - SEPTEMBER 26, 1973.  
ACCEPTED - SEPTEMBER 26, 1973.



INDEX OF SHEETS

1.	Title Sheet	
2.	Alignment Data Sheet	
3.	Typical Sections	
7-8.	Quantity Sheets	
9-10.	Drainage Sheets	
11-15.	Earthwork and Grade Sheets	
17.	Blank	
18-33.	Right-of-Way Detail Sheets	
34-50.	Plan and Profile Sheets	
51.	Blank	
52.	Ramp Terminal Details	
53.	A-60 Solid Rock Excavation	12/ 6/71
54.	A-61 Solid Rock Excavation	12/ 6/71
55.	B-1 Banking Tables	12/ 6/71
56.	B-1 Typical Slope Grading	12/ 6/71
57.	Blank	
58.	B-11 Underdrain w/ Shattered Rock Subgrade	12/ 6/71
59.	B-12 Side Road Intersection	12/ 6/71
60.	B-13 Drive Intersection	12/ 6/71
61.	B-15 Entrance and Exit Terminals	12/ 6/71
62.	D-2 Drainage	12/ 6/71
63.	D-3 Jute Matting	12/ 6/71
64.	D-4 Elbows, Flushing Basins & Met. End Sec.	12/ 6/71
65.	D-6 Drop Inlets	12/ 6/71
67.	D-9 Reinf. Conc. Throat Adapter	12/ 6/71
68.	D-11 Details for Grates and Covers	12/ 6/71
69.	D-13 Concrete Catch Basins	12/ 6/71
70.	D-15 Precast Conc. Curb - Drop Inlet	12/ 6/71
71.	D-17 Vertical Risers	12/ 6/71
72.	F-1 Fod. Aid Const. Ident. Signs	12/ 6/71
73.	F-2 Road Const. Appr. Signs	12/ 6/71
74.	F-6 On-Project Const. Signs	12/ 6/71
75.	F-1 Woven Wire Fence	12/ 6/71
76.	F-2 Galv. Chain Link Fence	12/ 6/71
77.	F-3 Alum. Alloy Chain Link Fence	12/ 6/71
78.	F-4 Chain Link Fence Details	12/ 6/71
79.	F-1a Guard Rail - Standard Steel Beam	12/ 6/71
80-81.	Blank	
82.	A-3 Anchors for Three Cable Guard Rail w/ St. Posts	12/ 6/71
83.	A-4 Steel Marker Posts & Plank Guard Rail	12/ 6/71
84.	A-8 Approach Railing (2 Rail Max.)	12/ 6/71
85.	A-9 Approach Railing (2 Rail Max.) w/ Steel Beam	12/ 6/71
86.	Boundary Markers	12/ 6/71
87-91.	General Information	
92-93.	Details of Near Connectors, Beam Branch and Elevations	12/ 6/71
94-95.	Plan and Reinf. Layout at Abutment	12/ 6/71
96-97.	Details of Support, Curb, Const.	12/ 6/71
98.	Joint & Pipe Splice	12/ 6/71
99-100.	Curtain Wall & Box Cuts	12/ 6/71
101-102.	Alum. Bridge Railings, Details Sh. 1	8/24/71
103-104.	Alum. Bridge Railings, Details Sh. 2	10/ 5/71
105.	Details of Round Late Pipe - Sta. 5930+12.98	
106.	100' Series - Town Highway 47 over 191	

- 113-163. Blank
- 164-181. Northward Cross Sections
- 182-225. Southward Cross Sections
- 226-236. Baseline Cross Sections
- 247-276. Blank
- 277-285. Town Highway 47 Cross Sections
286. Town Highway 426 Cross Sections
- 287-290. Town Highway 48 Cross Sections
- 291-296. Sout. 302 Cross Sections
- 297-298. Blank
- 299-302. Ramp A Cross Sections
- 303-310. Blank
- 311-315. Ramp D Cross Sections
316. Drainage Cross Sections
65. D-6 Reinf. Conc. Drop Inlet w/ Grate 12/ 6/71
- BRADFORD-NEWBURY I 91-2111, C-4**
- RECORD PLANS**
- MATERIALS**
- SUBBASE OF GRAVEL - ALLORCH PIT & HORN PIT - HAVERHILL, N.H.
- & REED PIT - NEWBURY, VT.
- BITUMINOUS CONCRETE PAVEMENT - INKATON PAVING CORP. - LACONIA, N.H.
- CONCRETE CLASS A-R-B - MILLER TRANSIT MIX - BRADFORD, VT.
- AIR ENTRAINMENT - CONSTR. PRODUCTS DIV. W.M. CHACE CO. - CAMBRIDGE, MA.
- REINFORCING B. STRUCTURAL STEEL - BANCROFT & MARTIN, INC. - S.J. FORTLAND, ME.
- METAL PIPE CULVERTS - NEW ENGLAND METAL CULVERT CO. - WHITE RIVER JCT., VT.
- WATER REEFLE IT - HITCHBURGH PLATE GLASS CO. - PITTSBURGH, PA.
- PRUJE PAINT - CALLAGHAN PAINT & VARNISH CO. - ALLSTON, MA.
- REINFORCED CONCRETE PIPE, ASPHALT JOINT PIPE, ASPHALTIC JOINT COMPOUND, PRECAST REINFORCED CONCRETE CURB DROP INLET, FENCE, GUARD RAIL & FODDER CURB - THE PORTLAND CONCRETE CO., INC. - WILLISTON, VT.
- RUBBER GASKETS - PRESS SEAL GASKET CORP. - FORT WAYNE, IND.
- GATE RAIL GRATES - E.L. LEBARON FOUNDRY CO. - BROOKTON, MA.
- BRIDGE RAILING - WARD VELLER CO. - MATTOK, MA.



POOR ORIGINAL COPY

McFARLAND-JOHNSON  
CONSULTING ENGINEERS  
BINGHAMTON, NEW YORK

SUBMITTED 7-11-61  
DATE

FEDERAL AID CONSTRUCTION IDENTIFICATION  
SIGNS 2 EACH REQUIRED

STAGE I CONSTRUCTION

THESE PLANS ARE SUBJECT TO SUCH REVISIONS AS MAY BE  
REQUIRED BY THE FEDERAL HIGHWAY ADMINISTRATION OR THE  
CHIEF ENGINEER.

CONSTRUCTION IS TO BE CARRIED OUT IN ACCORDANCE WITH THE  
PLANS AND THE STANDARD SPECIFICATION FOR HIGHWAY AND BRIDGE  
CONSTRUCTION, DATED JANUARY 3, 1972, AS APPROVED BY THE  
FEDERAL HIGHWAY ADMINISTRATION, DECEMBER 26, 1971, FOR USE ON  
THIS PROJECT, INCLUDING ALL SUCCESSFUL APPROVED REVISIONS AND SUCH  
SUPPLEMENTAL SPECIFICATIONS AND SPECIAL PROVISIONS AS ARE  
INCORPORATED IN THESE PLANS.

DEPARTMENT OF TRANSPORTATION  
FEDERAL HIGHWAY ADMINISTRATION

Contract No. 4

Const

130