

510- BASE OF GRAVEL, ITEM 510-A MOD.
SB 3441400-3441430 LT
SB 3441430-3441460 LT

4 TRAPED CABLE CURB RAIL WITH STEEL POSTS, ITEM 543-562
1004100000
2431400-3431405
3431405-3431410

PROPERTY LINE FENCE WITH STEEL POSTS, ITEM 563-D
NORTHBOUND
2431400-2431410

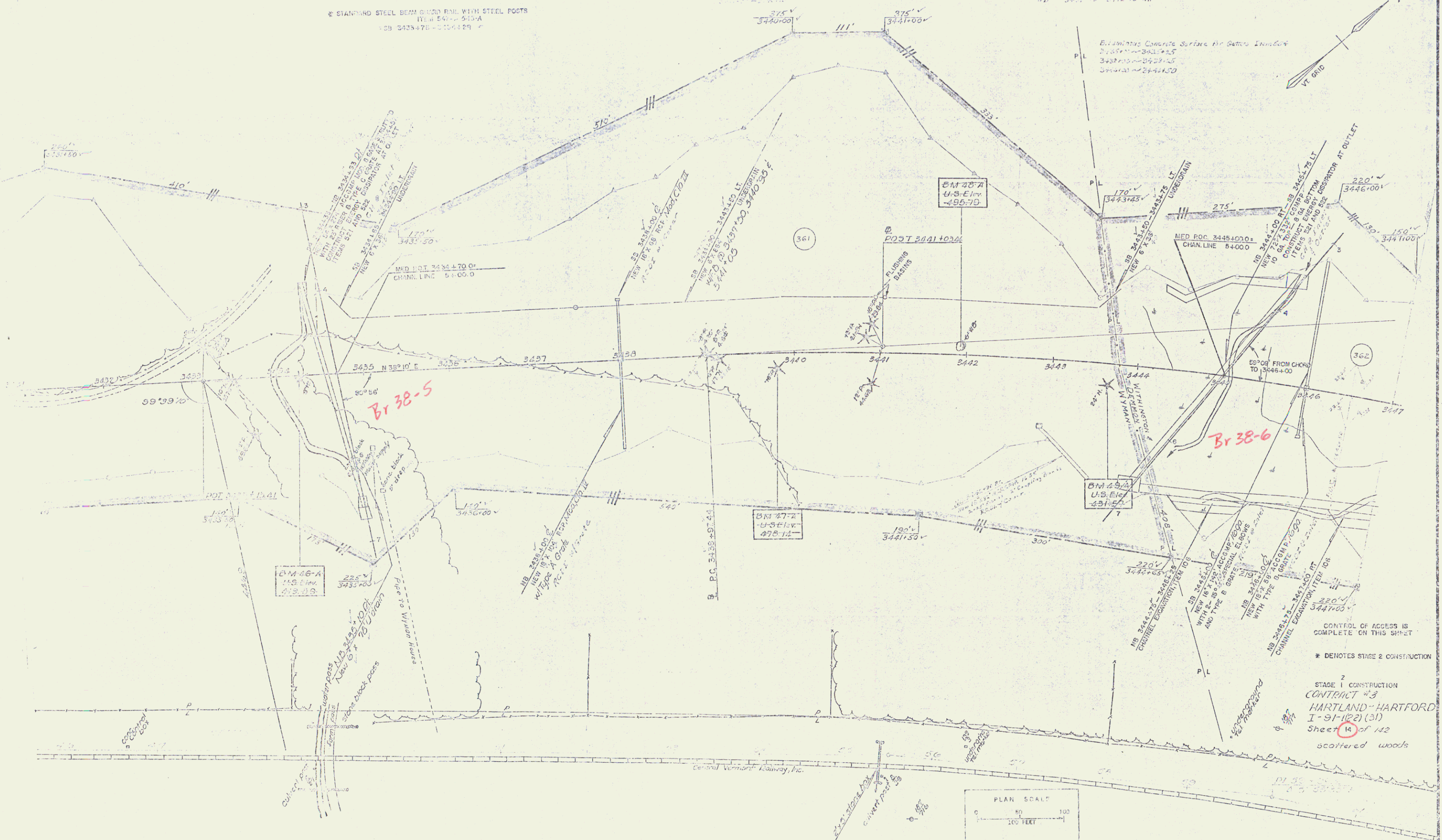
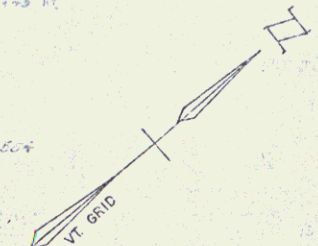
4 PILE MATTING, ITEM 623
2431400-3431425 MED
3431425-3431450 MED
3431450-3431475 MED

STONE FILL FOR SLOPE PROTECTION, ITEM 522
NORTHBOUND 3441412-3441460 RT
SOUTHBOUND 3441425-3441466 LT

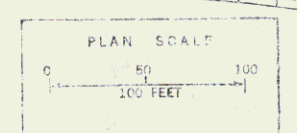
BITUMINOUS CONCRETE CURB, ITEM 555
NB 3443450-3447400 RT
SB 3443450-3447400 LT

2 STANDARD STEEL BEAM CHANNEL RAIL WITH STEEL POSTS
ITEM 511-512A
SB 3435475-3435489

Bituminous Concrete Surface for Gutters and Outlets
P.L.
3435480-3435485
General = 24-44-00



CONTROL OF ACCESS IS COMPLETE ON THIS SHEET
* DENOTES STAGE 2 CONSTRUCTION
STAGE 2 CONSTRUCTION
CONTRACT #3
HARTLAND-HARTFORD
I-91-102(31)
Sheet 14 of 112
scattered woods



Sheet 00 of 242