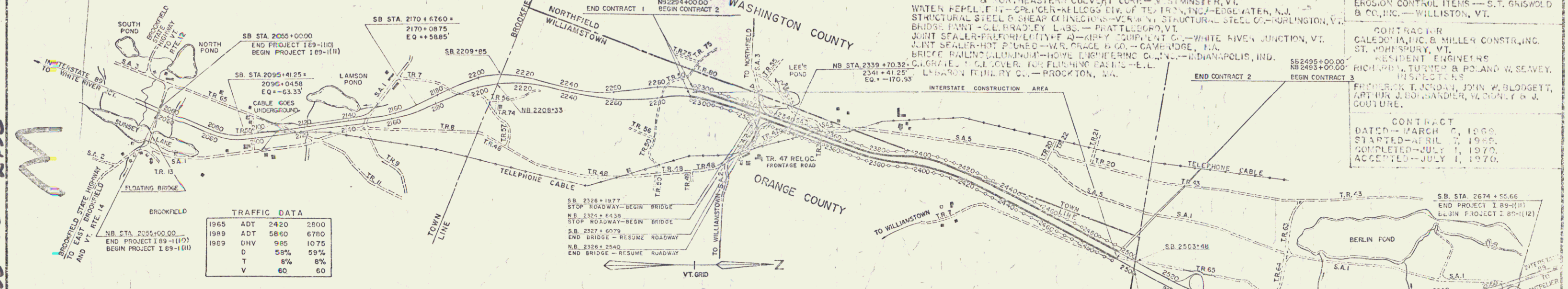
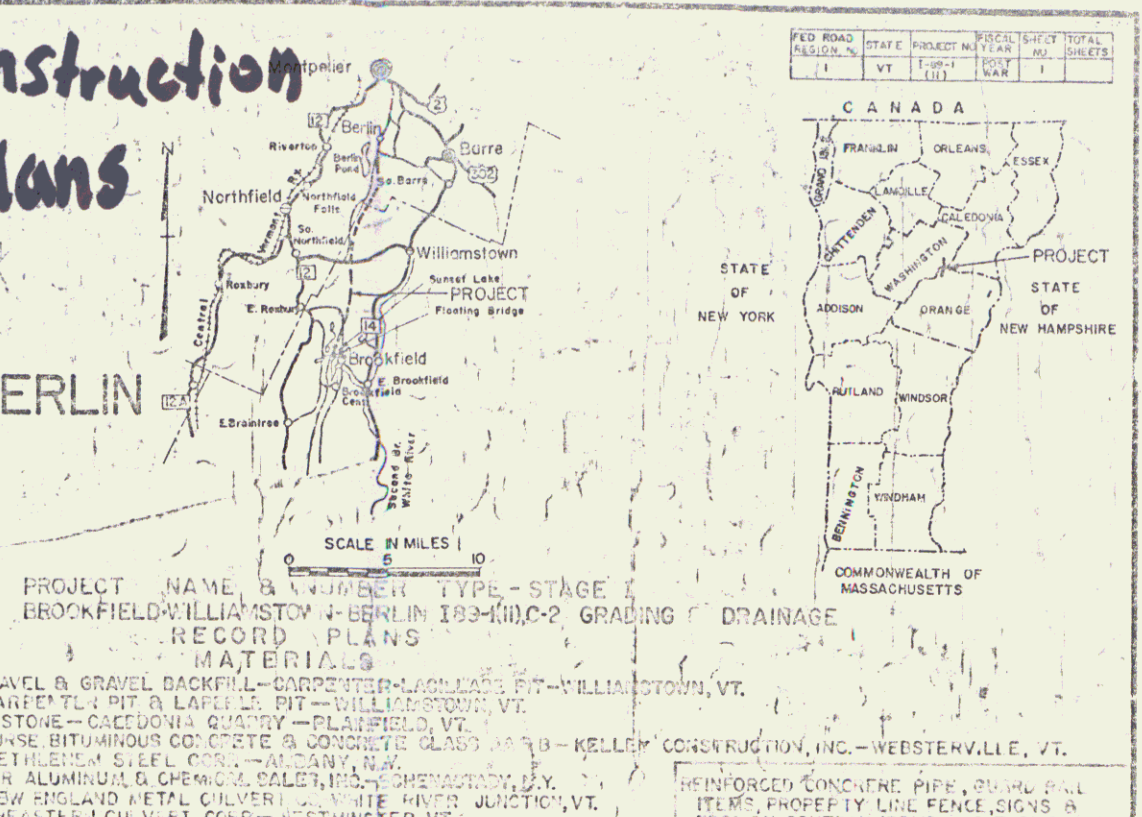


Brookfield-Williamstown-Berlin
 I 89-1(11) Contract #2
 tations NB 2294 ~ 2495
 SB 2295 ~ 2495

INDEX OF SHEETS

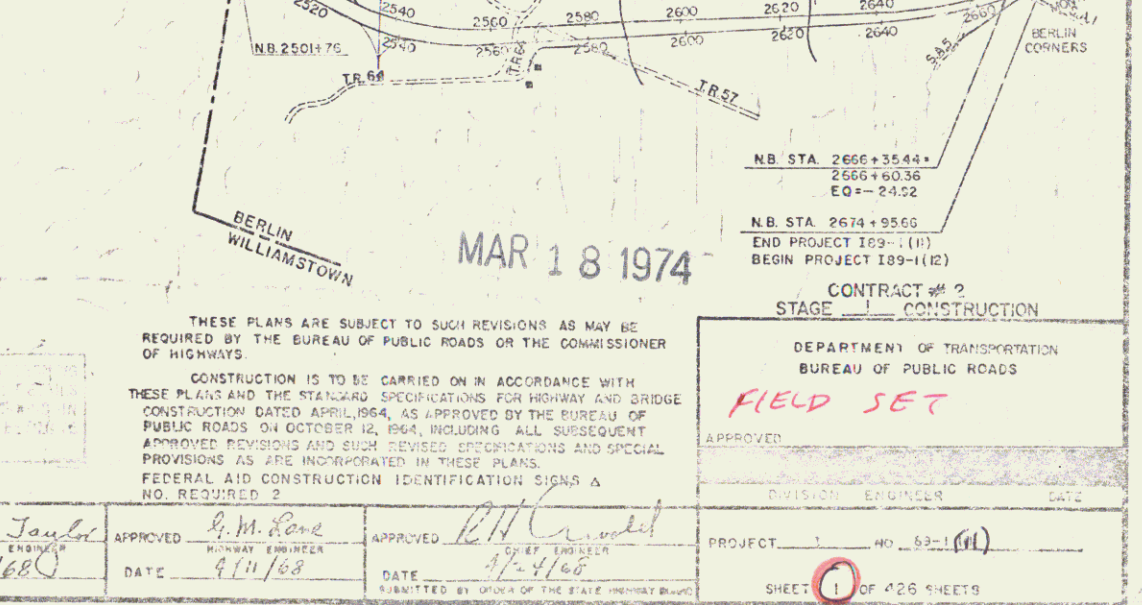
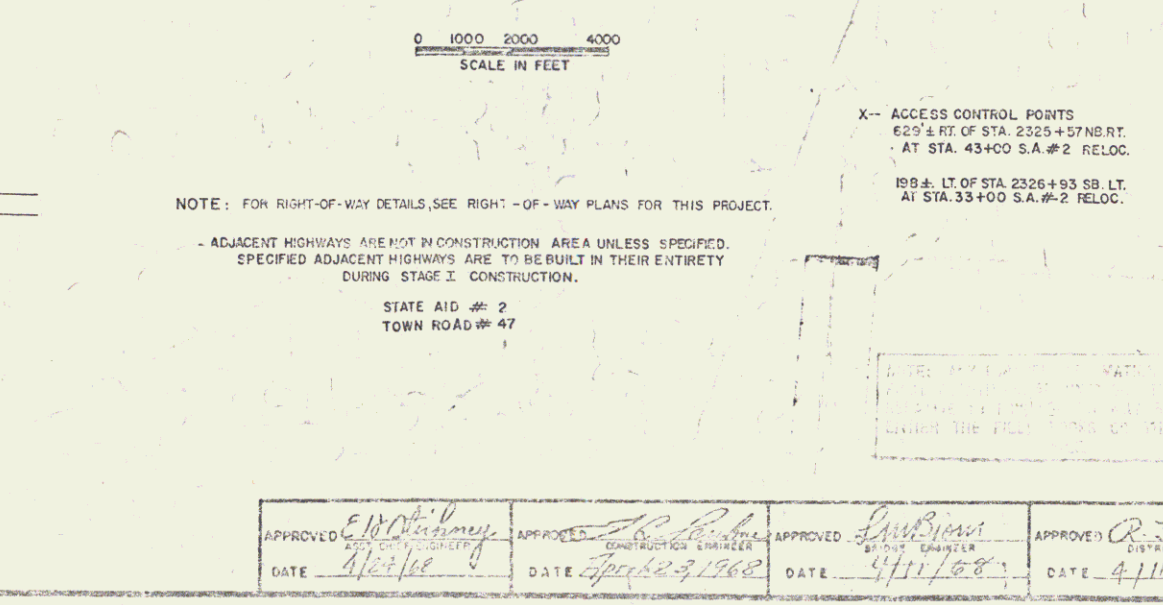
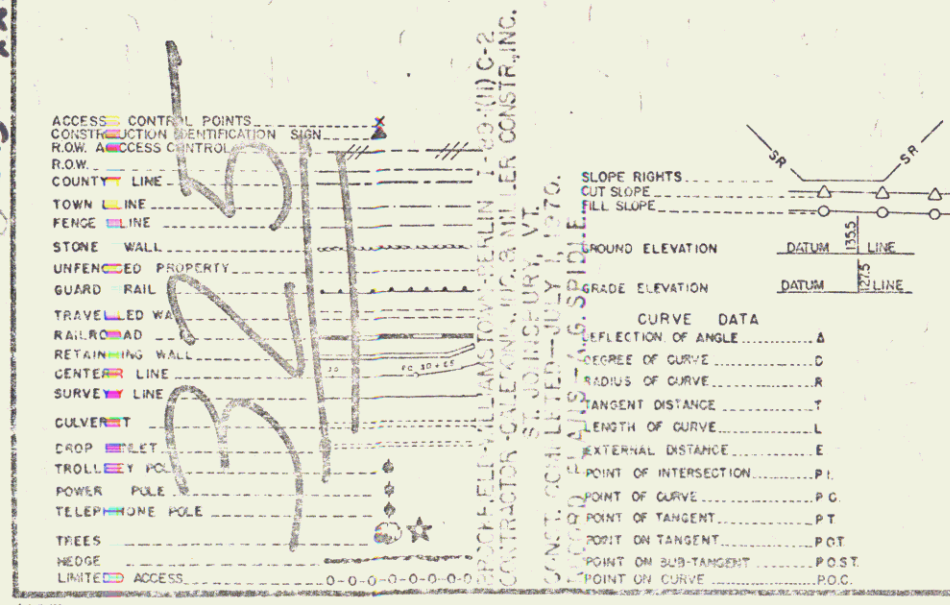
1	TITLE SHEET
2	ALIGNMENT DATA SHEET
3-4	TYPICAL SHEETS, MAINLINE
5	TYPICAL SHEET, RELOCATED SA-2 (WILLIAMSTOWN INTERCHANGE)
6-7	QUANTITY SHEETS
8-9	BRIDGE SHEETS
10-25	EARTHWORK AND GRADE SHEETS
26	25' ROW DETAILS SHEETS
27-34	PLAN AND PROFILE SHEETS
35-42	LAYOUT AND GRADE SHEETS, RELOCATED, WASH. Hbr.
43	TRAFFIC SIGN LOCATION SHEET, TR. SIGN & DELIN. SHEET
44-45	DRAINAGE DETAIL SHEETS
46	A-40 SOLID ROCK EXCAVATION 12/21/67 R
47	A-61 SOLID ROCK EXCAVATION 8/7/67 R
48	B-1 BANKING TABLES 7/17/67 R
49	B-5 TYPICAL SLOPE GRADIN 3/10/65
50	BLANK
51	B-10 EMBANKMENT ON A SLOPE 3/10/65
52	B-11 USE OF UNDERPAVING ROCK 3/10/65
53	B-15 ENTRANCE AND EXIT TERMINAL 7/21/67 R
54	B-16 DIVISIONAL PLANES-STOR. LANE 7/21/67 R
55	C-1 CURBS 10/23/68
56	C-16 CURBS 3/10/65
57	D-2 HEADWALLS 7/25/67 R
58	D-3 GUTTERS 7/25/67 R
59	D-4 ELBOWS AND FLUSHING BASINS 12/4/69 R 303-382
60	D-13 CATCH BASIN 3/10/65
61	D-6 DROP INLET FOR USE IN DITCHES 12/23/68 394-392
62	D-9 DROP INLETS 3/10/65
63	D-9 REINFORCED CONCRETE DROP INLET TOP WITH REINFORCED CONCRETE THROAT ADAPTER 3/10/65
64	D-10 DROP INLET TOPS 2/10/65
65	D-11 DETAILS OF GRATES AND COVERS 3/10/65
66	D-16 PRECAST CONC. DROP INLET AND GRATES TYPE B AND C 7/10/67 R
67	E-31 CONSTRUCTION IDENTIFICATION SIGNS 8/21/67 R
68	E-35 ROAD CONSTRUCTION APPROACH SIGNS 1/6/67
69	BLANK
70	E-34 ON-PROJECT CONSTRUCTION SIGNS 5/3/67 R
71	F-1 PROPERTY LINE FENCE 11/23/67 R
72	BLANK
73	G-C THREE CABLE GUARDRAIL W/LIGHT STEEL POSTS 3/21/68 R
74	BLANK
75	G-4 PLANK GUARD RAIL AND MARKER POSTS 12/30/65 R
76	J-1 PROJECT AND BOUNDARY MARKERS 3/10/65
77	BLANK
78	CULVERT DETAILS 84"x400" CMPP AT NB 2332+96 RT. TO SB 2335+37 LT.
79	CULVERT DETAILS 72"x218" CMPP AT RELOCATED SA-2 46+00 LT. TO 47+75 RT.
80	CULVERT DETAILS 72" AND 84" CMPP MISCELLANEOUS DETAILS AND TABULATIONS
81	BRIDGE DETAILS 1-89 OVER RELOCATED CA-2 (BR100-124)
82	SCH-D, D2, D6+67 ALL 1/24/68
83	BLANK
84	SB-10-64 1-31-68 R
85	SB-10-64 1-31-68 R
86	SB-10-64 1-31-68 R
87	SB-10-64 1-31-68 R
88	SB-10-64 1-31-68 R
89	SB-10-64 1-31-68 R
90	SB-10-64 1-31-68 R
91	SB-10-64 1-31-68 R
92	SB-10-64 1-31-68 R
93	SB-10-64 1-31-68 R
94	SB-10-64 1-31-68 R
95	SB-10-64 1-31-68 R
96	SB-10-64 1-31-68 R
97	SB-10-64 1-31-68 R
98	SB-10-64 1-31-68 R
99	SB-10-64 1-31-68 R
100	SB-10-64 1-31-68 R

STATE OF VERMONT
DEPARTMENT OF HIGHWAYS
Construction Plans
Proposed Improvement
INTERSTATE PROJECT
TOWNS OF BROOKFIELD, WILLIAMSTOWN, AND BERLIN
COUNTIES OF ORANGE AND WASHINGTON
INTERSTATE ROUTE 89
WHITE RIVER JCT. - MONTPELIER
CONTRACT 2
 BEGINNING AT A POINT IN WILLIAMSTOWN APPROXIMATELY 1618 MILES NORTHERLY OF THE BROOKFIELD WILLIAMSTOWN TOWN LINE AND EXTENDING NORTHERLY FOR A DISTANCE OF 3.762 MILES LENGTH OF ROADWAY 19,723.52 FEET = 3.735 MILES LENGTH OF BRIDGE 141.02 FEET = 0.027 MILES LENGTH OF CONTRACT 19,864.54 FEET = 3.762 MILES ELEVATION DATUM 1929 ADJ.



TRAFFIC DATA

1965	ADT	2420	2600
1969	ADT	5860	6780
1969	DHV	985	1075
	D	58%	59%
	T	8%	8%
	V	60	60



APPROVED: <i>[Signature]</i> DATE: 4/11/68	APPROVED: <i>[Signature]</i> DATE: 4/11/68	APPROVED: <i>[Signature]</i> DATE: 4/11/68	APPROVED: <i>[Signature]</i> DATE: 4/11/68	APPROVED: <i>[Signature]</i> DATE: 4/11/68	APPROVED: <i>[Signature]</i> DATE: 4/11/68	APPROVED: <i>[Signature]</i> DATE: 4/11/68
---	---	---	---	---	---	---

MAR 18 1974

THESE PLANS ARE SUBJECT TO SUCH REVISIONS AS MAY BE REQUIRED BY THE BUREAU OF PUBLIC ROADS OR THE COMMISSIONER OF HIGHWAYS.
 CONSTRUCTION IS TO BE CARRIED ON IN ACCORDANCE WITH THESE PLANS AND THE STANDARD SPECIFICATIONS FOR HIGHWAY AND BRIDGE CONSTRUCTION DATED APRIL 1964, AS APPROVED BY THE BUREAU OF PUBLIC ROADS ON OCTOBER 12, 1964, INCLUDING ALL SUBSEQUENT APPROVED REVISIONS AND SUCH REVISED SPECIFICATIONS AND SPECIAL PROVISIONS AS ARE INCORPORATED IN THESE PLANS.
 FEDERAL AID CONSTRUCTION IDENTIFICATION SIGNS AND NO. REQUIRED: 2

DEPARTMENT OF TRANSPORTATION
 BUREAU OF PUBLIC ROADS
FIELD SET
 APPROVED: _____
 DIVISION ENGINEER
 DATE: _____
 PROJECT: _____ NO. 89-1(11)
 SHEET: 1 OF 26 SHEETS