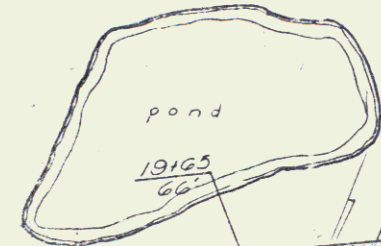


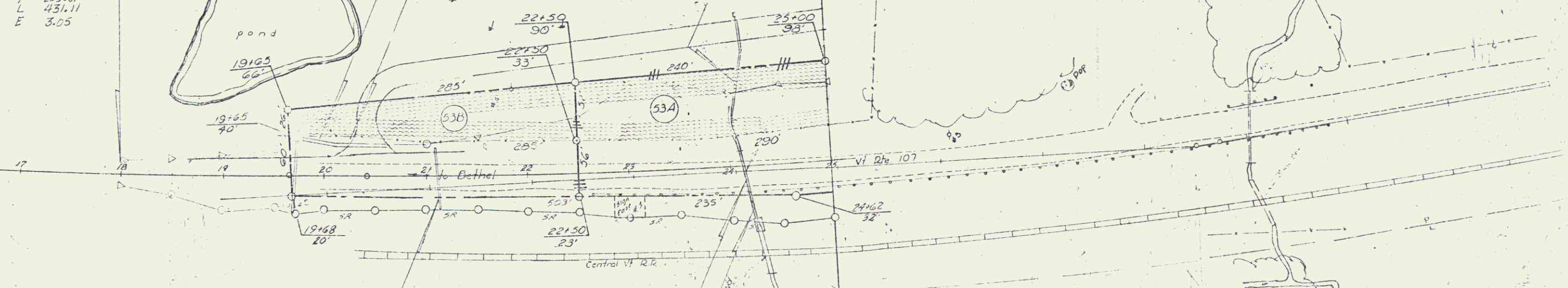
VT 107
 Δ 3°14'00" Lt
 D 0°45'
 R 76.52.44
 T 215.41
 L 431.11
 E 3.05

18+00
 Begin Approach Constr.
 Constr. Satisfactory Appr.



19+75-20+15
 Contained Special Ditch From 18+14
 New 24" 150' Pipe
 Cont. C.P. 19+75
 Cont. C.P. 20+15
 Cont. C.P. 19+75
 Cont. C.P. 20+15
 all above spring

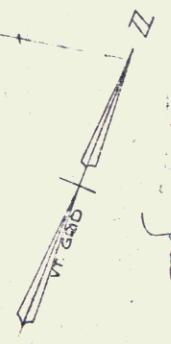
24+50-25
 Contained Special Ditch
 New 24" 150' Pipe
 Cont. C.P. 24+50
 Cont. C.P. 25
 Cont. C.P. 24+50
 Cont. C.P. 25



VT 107
 Δ 9°17'30" Lt
 D 1°
 R 5729.58
 T 465.62
 L 923.16
 E 18.89

6" Pipe
 Cont. C.P. 19+75
 Cont. C.P. 20+15
 Cont. C.P. 19+75
 Cont. C.P. 20+15

VI 107
 Cont. C.P. 24+50
 Cont. C.P. 25
 Cont. C.P. 24+50
 Cont. C.P. 25



VERMONT DEPARTMENT OF HIGHWAYS
 RIGHT-OF-WAY PLANS
 PROJECT - CHARON-ROYLTON
 NO. 183-107
 SHEET 13A of 12

Sheet 13A Row-con