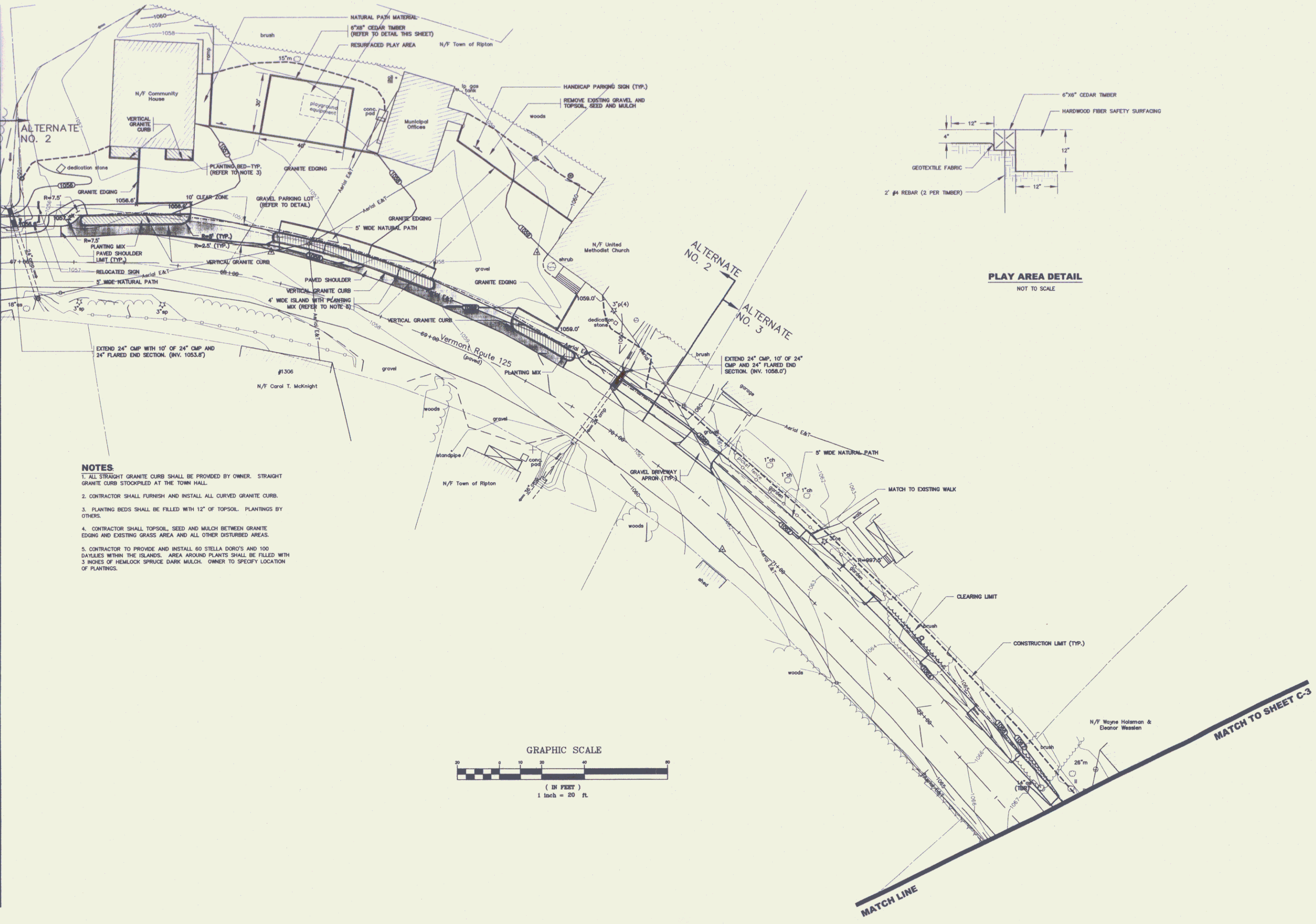
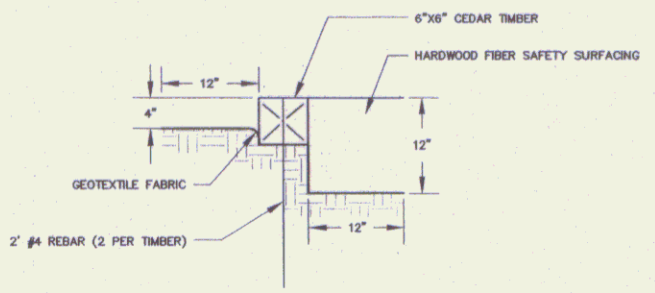
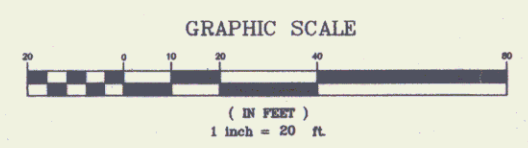


MATCH TO SHEET C-1

MATCH LINE




- NOTES**
1. ALL STRAIGHT GRANITE CURB SHALL BE PROVIDED BY OWNER. STRAIGHT GRANITE CURB STOCKPILED AT THE TOWN HALL.
 2. CONTRACTOR SHALL FURNISH AND INSTALL ALL CURVED GRANITE CURB.
 3. PLANTING BEDS SHALL BE FILLED WITH 12" OF TOPSOIL. PLANTINGS BY OTHERS.
 4. CONTRACTOR SHALL TOPSOIL, SEED AND MULCH BETWEEN GRANITE EDGING AND EXISTING GRASS AREA AND ALL OTHER DISTURBED AREAS.
 5. CONTRACTOR TO PROVIDE AND INSTALL 60 STELLA DORIS AND 100 DAYLILIES WITHIN THE ISLANDS. AREA AROUND PLANTS SHALL BE FILLED WITH 3 INCHES OF HEMLOCK SPRUCE DARK MULCH. OWNER TO SPECIFY LOCATION OF PLANTINGS.



COE
OTTER CREEK ENGINEERING, INC.
 404 East Main Street
 P.O. Box 712
 East Ferrisburgh, VT 05740
 Telephone: 802-360-8332
 Fax: 802-360-8640
 22 Washington Street
 Rutland, VT 05701
 Telephone: 802-247-3080
 Fax: 802-247-4820
 E-mail: info@ottercreek.com

THESE DRAWINGS SHALL NOT BE ALTERED IN ANY WAY WITHOUT THE WRITTEN APPROVAL OF THE ENGINEER. ANY REVISIONS SHALL BE MADE BY THE ENGINEER AND NOTED IN THE REVISION BLOCK.
 © 2004
 OTTER CREEK ENGINEERING, INC.

STAMP AND SIGNATURE:



TOWN OF RIPTON
VILLAGE ENHANCEMENT PROJECT
RIPTON, VERMONT

BID

DATE ISSUED:	3/22/04
REVISIONS:	

DRAWN BY: HB
 CHECKED BY: GF
 SCALE: 1"=20'
 PROJECT NO.: 223.001
 CAD FILE: 223-001

SITE PLAN

DRAWING NO.
C-2
 SHEET 2 OF 5