

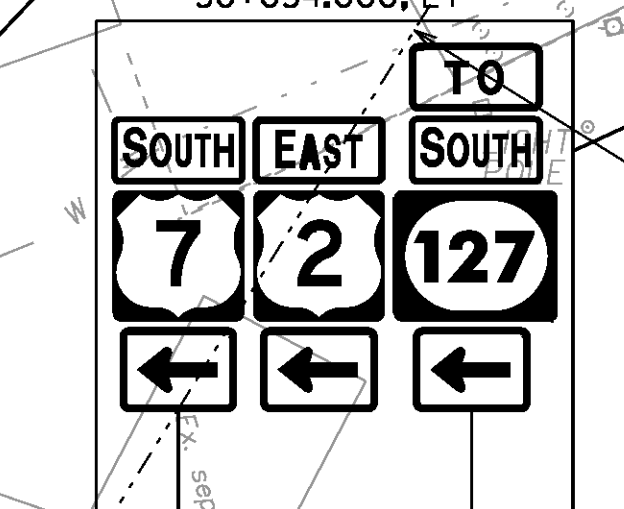

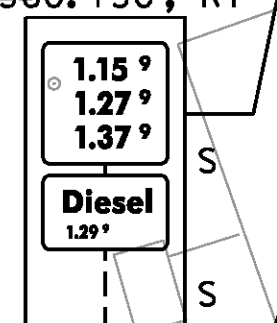

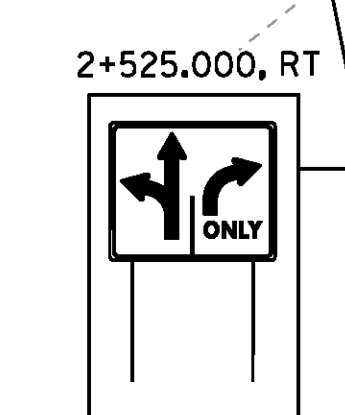
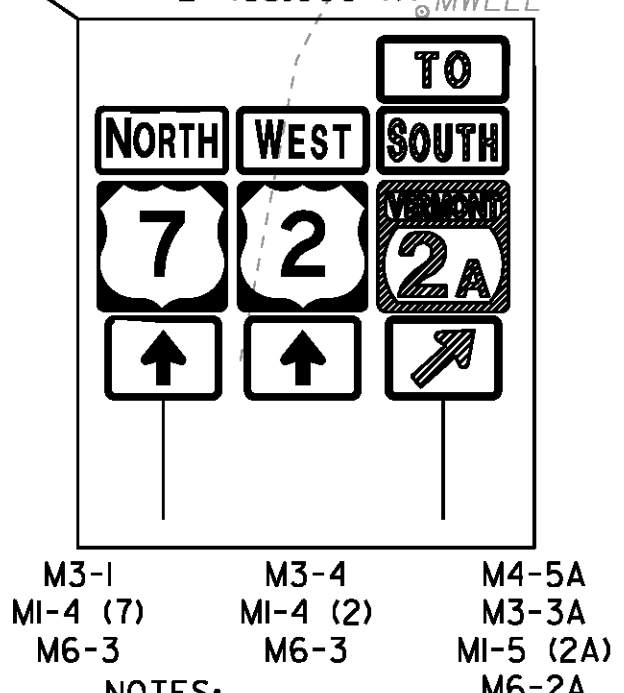
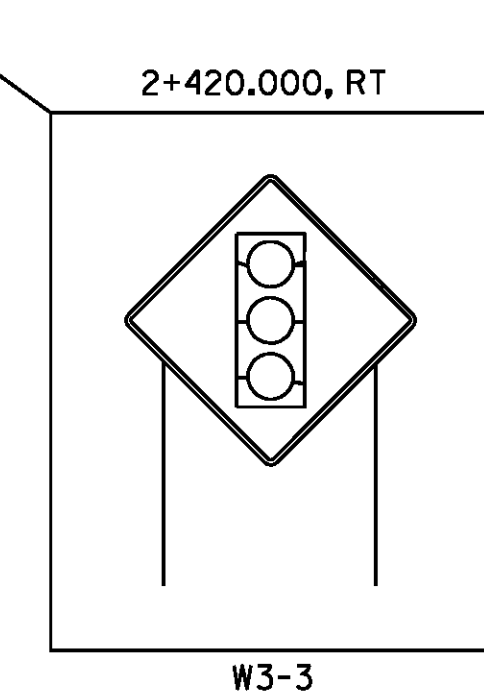
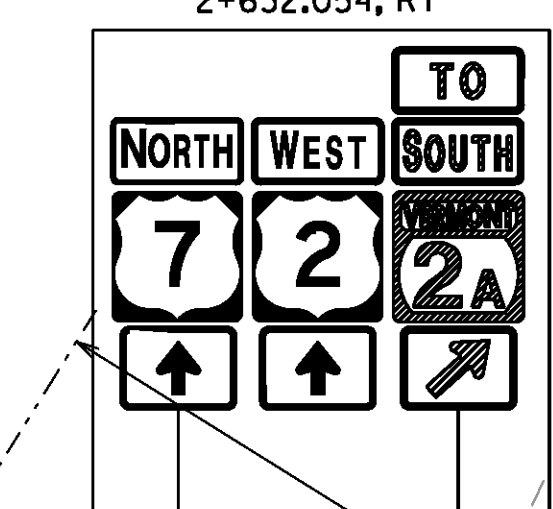

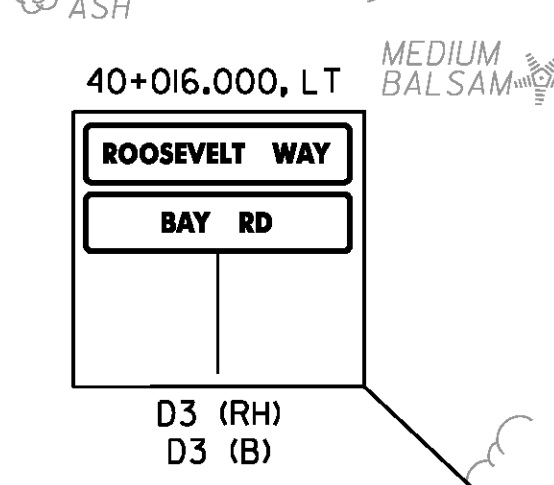
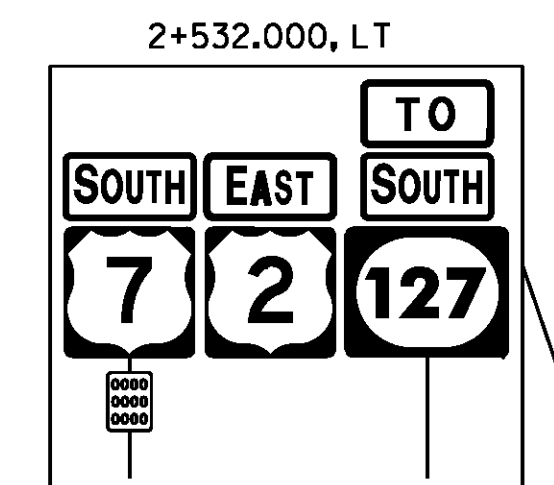
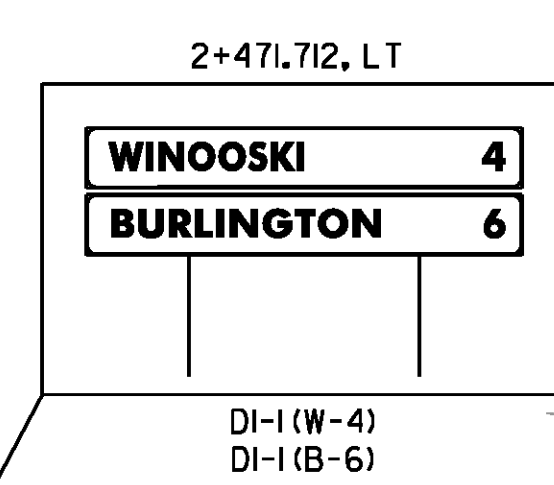
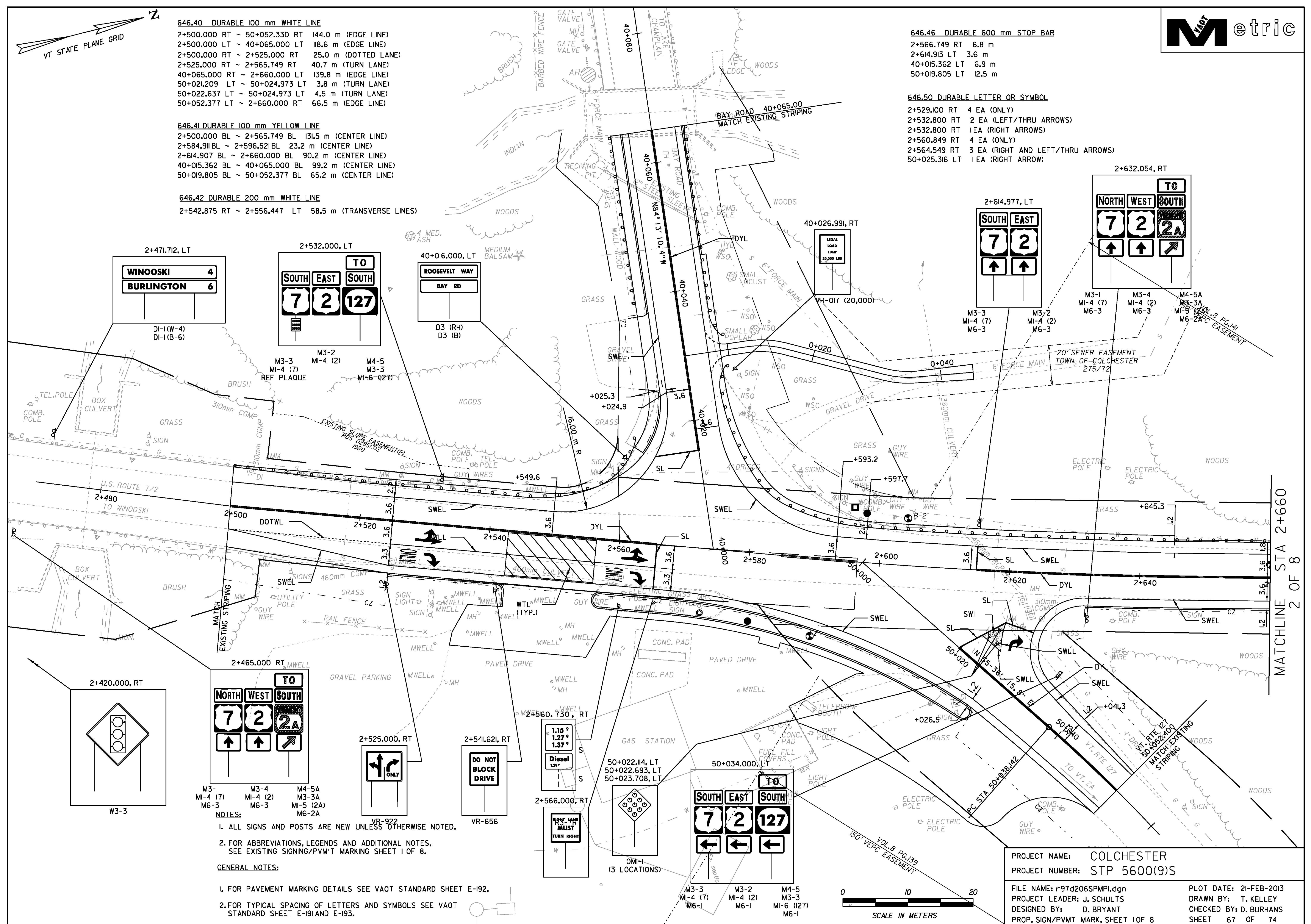
646.40 DURABLE 100 mm WHITE LINE
 2+500.000 RT ~ 50+052.330 RT 144.0 m (EDGE LINE)
 2+500.000 LT ~ 40+065.000 LT 118.6 m (EDGE LINE)
 2+500.000 RT ~ 2+525.000 RT 25.0 m (DOTTED LANE)
 2+525.000 RT ~ 2+565.749 RT 40.7 m (TURN LANE)
 40+065.000 RT ~ 2+660.000 LT 139.8 m (EDGE LINE)
 50+021.209 LT ~ 50+024.973 LT 3.8 m (TURN LANE)
 50+022.637 LT ~ 50+024.973 LT 4.5 m (TURN LANE)
 50+052.377 LT ~ 2+660.000 RT 66.5 m (EDGE LINE)

646.41 DURABLE 100 mm YELLOW LINE
 2+500.000 BL ~ 2+565.749 BL 131.5 m (CENTER LINE)
 2+584.911 BL ~ 2+596.521 BL 23.2 m (CENTER LINE)
 2+614.907 BL ~ 2+660.000 BL 90.2 m (CENTER LINE)
 40+015.362 BL ~ 40+065.000 BL 99.2 m (CENTER LINE)
 50+019.805 BL ~ 50+052.377 BL 65.2 m (CENTER LINE)

646.42 DURABLE 200 mm WHITE LINE
 2+542.875 RT ~ 2+556.447 LT 58.5 m (TRANSVERSE LINES)

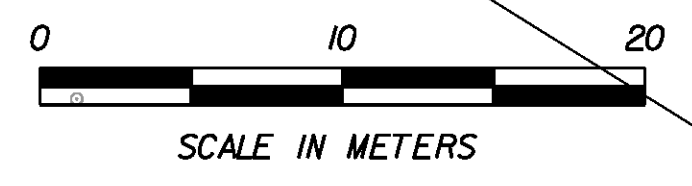
646.46 DURABLE 600 mm STOP BAR
 2+566.749 RT 6.8 m
 2+614.913 LT 3.6 m
 40+015.362 LT 6.9 m
 50+019.805 LT 12.5 m

646.50 DURABLE LETTER OR SYMBOL
 2+529.100 RT 4 EA (ONLY)
 2+532.800 RT 2 EA (LEFT/THRU ARROWS)
 2+532.800 RT 1EA (RIGHT ARROWS)
 2+560.849 RT 4 EA (ONLY)
 2+564.549 RT 3 EA (RIGHT AND LEFT/THRU ARROWS)
 50+025.316 LT 1 EA (RIGHT ARROW)



NOTES:
 1. ALL SIGNS AND POSTS ARE NEW UNLESS OTHERWISE NOTED.
 2. FOR ABBREVIATIONS, LEGENDS AND ADDITIONAL NOTES, SEE EXISTING SIGNING/PVMT MARKING SHEET I OF 8.

GENERAL NOTES:
 1. FOR PAVEMENT MARKING DETAILS SEE VAOT STANDARD SHEET E-192.
 2. FOR TYPICAL SPACING OF LETTERS AND SYMBOLS SEE VAOT STANDARD SHEET E-191 AND E-193.



PROJECT NAME: COLCHESTER
 PROJECT NUMBER: STP 5600(9)S
 FILE NAME: r97d206SPMPl.dgn
 PROJECT LEADER: J. SCHULTS
 DESIGNED BY: D. BRYANT
 PROP. SIGN/PVMT MARK. SHEET 1 OF 8
 PLOT DATE: 21-FEB-2013
 DRAWN BY: T. KELLEY
 CHECKED BY: D. BURHANS
 SHEET 67 OF 74

MATCHLINE STA 2+660
2 OF 8