

**646.60 TEMPORARY 100 mm WHITE LINE**  
 SWLL  
 2+525.000 RT ~ 2+565.700 RT 40.7 m

**646.61 TEMPORARY 100 mm YELLOW LINE**  
 DYL  
 2+500.000 BL ~ 2+565.500 BL 131.0 m  
 2+615.000 BL ~ 2+660.000 BL 90.0 m  
 BAY ROAD 40+015.400 BL ~ 40+065.000 BL 103.0 m  
 VT. RTE I27 50+020.000 BL ~ 50+052.500 BL 65.0 m

**646.66 TEMPORARY 600 mm STOP BAR**  
 SL  
 2+565.500 RT 8.0 m  
 2+614.900 LT 6.2 m  
 BAY ROAD 40+015.400 LT 9.3 m  
 VT. RTE I27 50+020.000 BL ~ 50+027.500 LT 14.3 m

**PAVEMENT MARKING ABBREVIATIONS**

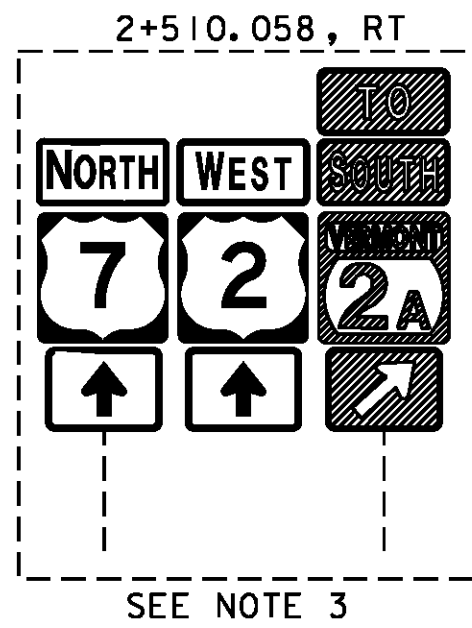
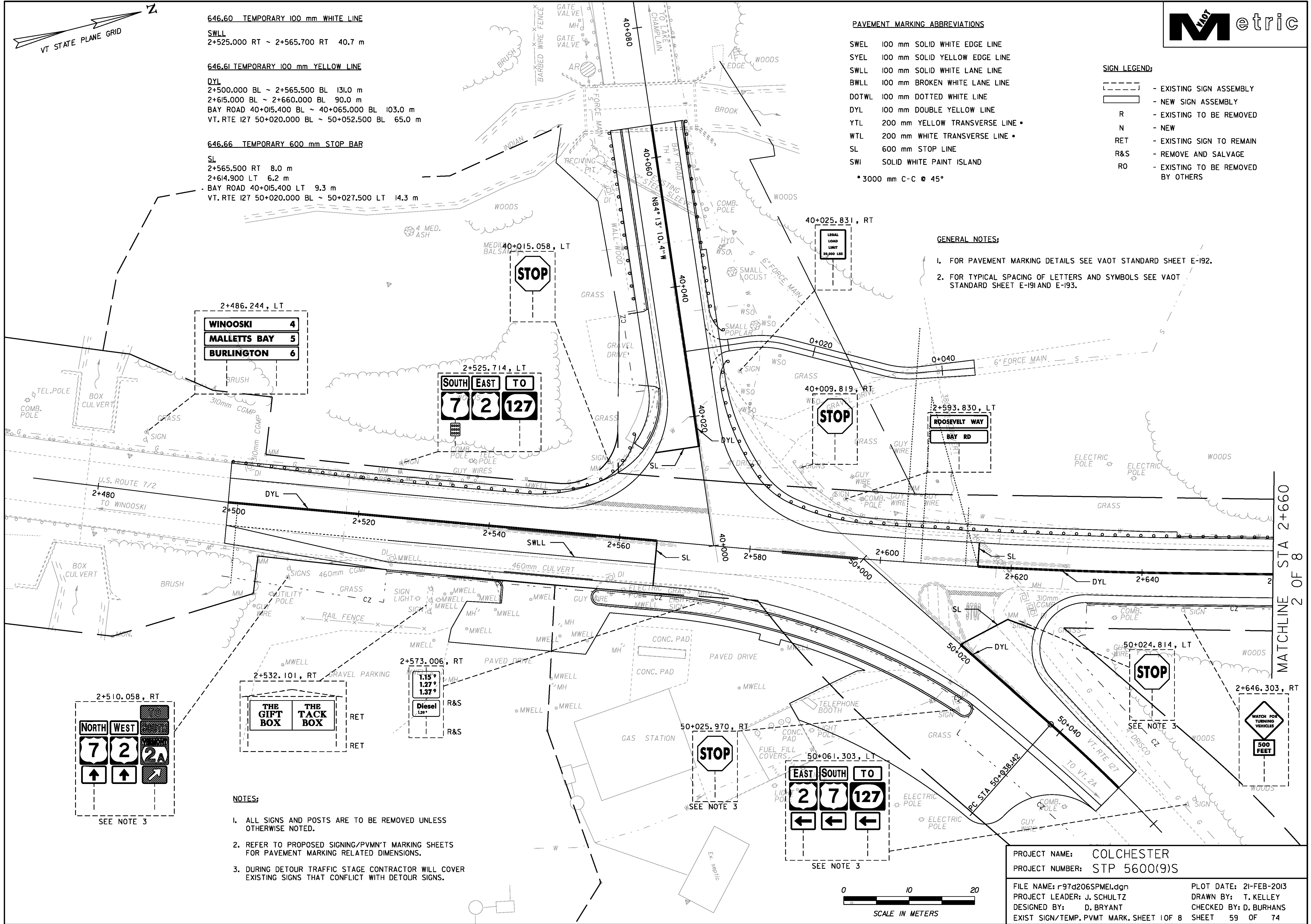
SWEL 100 mm SOLID WHITE EDGE LINE  
 SYEL 100 mm SOLID YELLOW EDGE LINE  
 SWLL 100 mm SOLID WHITE LANE LINE  
 BWLL 100 mm BROKEN WHITE LANE LINE  
 DOTWL 100 mm DOTTED WHITE LINE  
 DYL 100 mm DOUBLE YELLOW LINE  
 YTL 200 mm YELLOW TRANSVERSE LINE  
 WTL 200 mm WHITE TRANSVERSE LINE  
 SL 600 mm STOP LINE  
 SWI SOLID WHITE PAINT ISLAND

**SIGN LEGEND:**

--- - EXISTING SIGN ASSEMBLY  
 [ ] - NEW SIGN ASSEMBLY  
 R - EXISTING TO BE REMOVED  
 N - NEW  
 RET - EXISTING SIGN TO REMAIN  
 R&S - REMOVE AND SALVAGE  
 RO - EXISTING TO BE REMOVED BY OTHERS

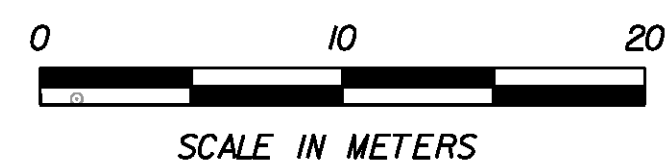
**GENERAL NOTES:**

- FOR PAVEMENT MARKING DETAILS SEE VAOT STANDARD SHEET E-192.
- FOR TYPICAL SPACING OF LETTERS AND SYMBOLS SEE VAOT STANDARD SHEET E-191 AND E-193.



**NOTES:**

- ALL SIGNS AND POSTS ARE TO BE REMOVED UNLESS OTHERWISE NOTED.
- REFER TO PROPOSED SIGNING/PVMT MARKING SHEETS FOR PAVEMENT MARKING RELATED DIMENSIONS.
- DURING DETOUR TRAFFIC STAGE CONTRACTOR WILL COVER EXISTING SIGNS THAT CONFLICT WITH DETOUR SIGNS.



PROJECT NAME: COLCHESTER  
 PROJECT NUMBER: STP 5600(9)S

FILE NAME: r97d206SPME1.dgn  
 PROJECT LEADER: J. SCHULTZ  
 DESIGNED BY: D. BRYANT  
 EXIST SIGN/TEMP. PVMT MARK, SHEET 1 OF 8

PLOT DATE: 21-FEB-2013  
 DRAWN BY: T. KELLEY  
 CHECKED BY: D. BURHANS  
 SHEET 59 OF 74

MATCHLINE STA 2+660  
2 OF 8