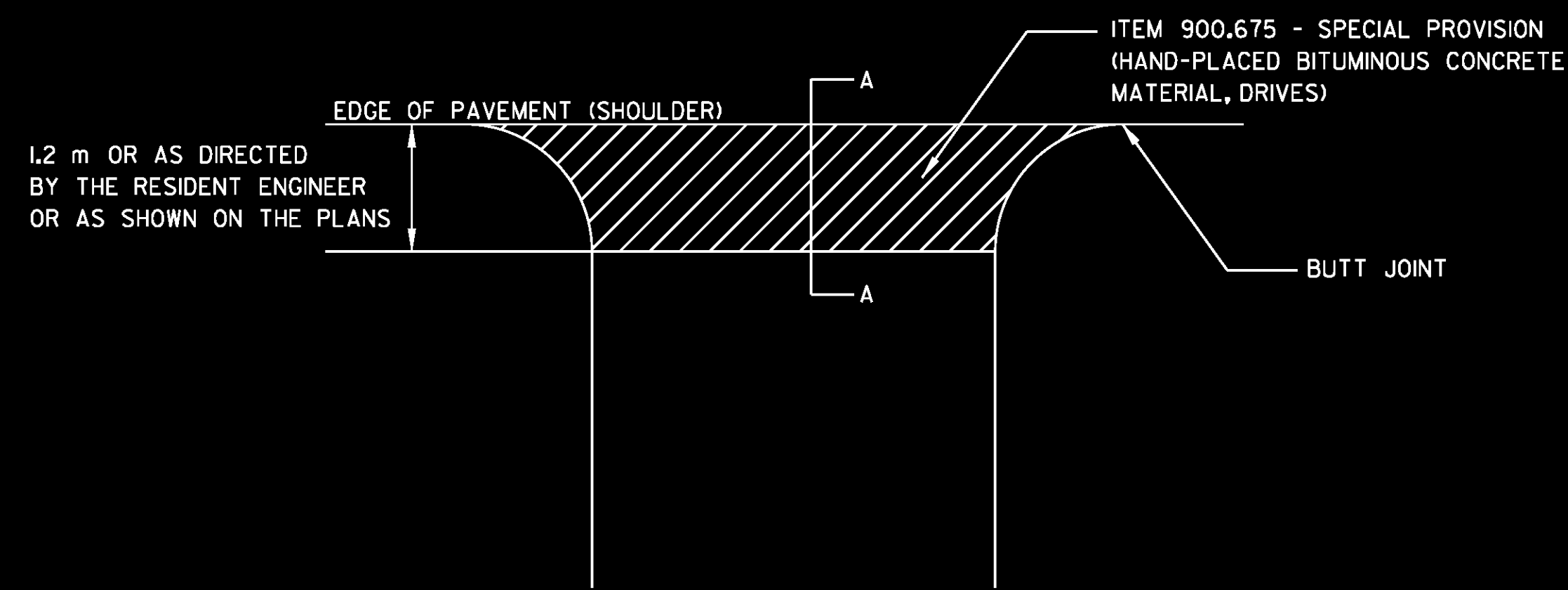
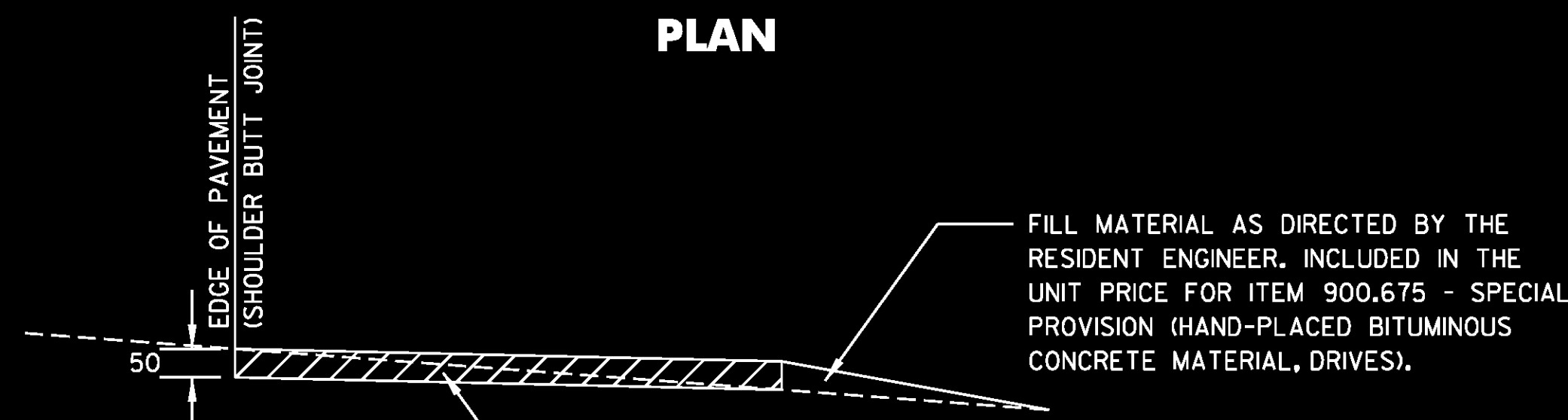


TYPICAL SECTIONS SIDE ROADS

80 BITUMINOUS CONCRETE PAVEMENT (TYPE III)
 60 BITUMINOUS CONCRETE PAVEMENT (TYPE II)
 75 BITUMINOUS CONCRETE PAVEMENT (TYPE IS)
 425 SUBBASE OF DENSE GRADED CRUSHED STONE
 600 SAND BORROW



PLAN



ANY EXCAVATION REQUIRED SHALL BE INCLUDED IN THE UNIT PRICE BID FOR ITEM 900.675 - SPECIAL PROVISION (HAND-PLACED BITUMINOUS CONCRETE MATERIAL, DRIVES)

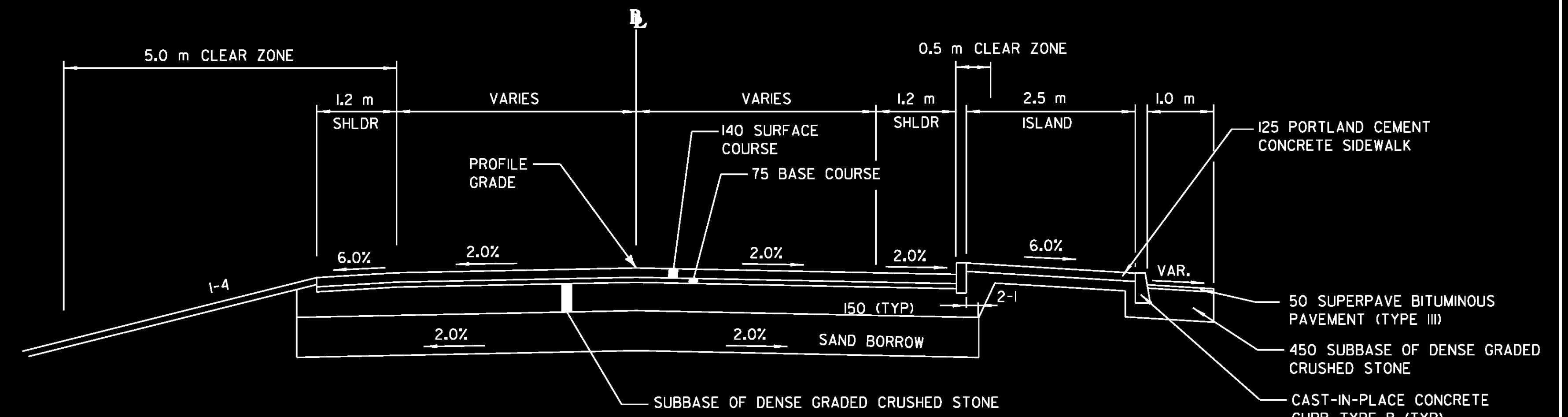
SECTION A-A

STATION	QUANTITY (SQUARE METER)
40+030.000 LT	2.13
40+031.096 RT	13.41
2+757.241 LT	9.48
2+766.892 RT	15.06
3+125.000 RT	15.07
3+263.119 LT	16.1
22+120.000 RT	9.87

DRIVE LOCATION SUMMARY

AREAS FOR ITEM 900.675 - SPECIAL PROVISION (HAND-PLACED BITUMINOUS CONCRETE MATERIAL, DRIVES)

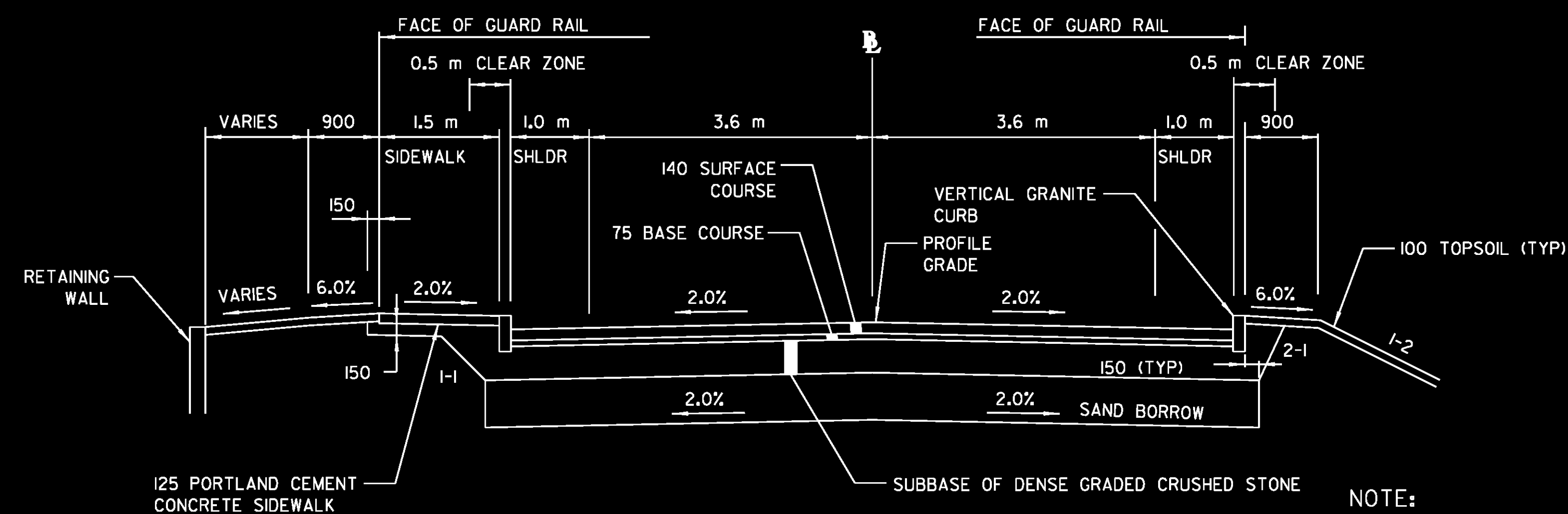
ITEM 900.675 - SPECIAL PROVISION (HAND-PLACED BITUMINOUS CONCRETE MATERIAL, DRIVES)



NORMAL SECTION

VT. ROUTE 127 AT ML STA 2+597.406
 STA 50+007.936 TO STA 50+052.400

80 BITUMINOUS CONCRETE PAVEMENT (TYPE III)
 60 BITUMINOUS CONCRETE PAVEMENT (TYPE II)
 75 BITUMINOUS CONCRETE PAVEMENT (TYPE IS)
 425 SUBBASE OF DENSE GRADED CRUSHED STONE
 600 SAND BORROW



NORMAL SECTION

BAY ROAD(TH*) AT ML STA 2+574.430
 STA 40+004.937 TO STA 40+065.000

NOTE:
 ALL DIMENSIONS IN mm UNLESS OTHERWISE NOTED

PROJECT NAME: COLCHESTER
 PROJECT NUMBER: STP 5600(9)S

FILE NAME: r97d206TYP.dgn
 PROJECT LEADER: J. SCHULTZ
 DESIGNED BY: D. BRYANT
 TYPICAL SECTIONS SHEET 3 OF 3

PLOT DATE: 21-FEB-2013
 DRAWN BY: T. KELLEY
 CHECKED BY: D. BURHANS
 SHEET 23 OF 74