




D11-1

SIGN	DIMENSIONS (INCHES)										
	A	B	C	D	E	F	G	H	J	K	L
STD. & MIN.	24	18	1/2	1-1/2	7	3-1/2	3C	5-1/2	9-1/2	1-1/2	
SPECIAL	30	24	5/8	1-3/8	8-3/4	4-3/8	4C	6-7/8	12-1/2	1-1/2	

COLORS
LEGEND - WHITE (REFL)
BACKGROUND - GREEN

DETAIL A

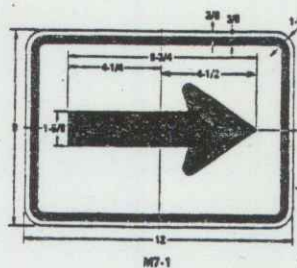


R1-1

SIGN	DIMENSIONS (INCHES)						
	A	B	C	D	E	F	G
MIN.	18	20	2	3C	2	7-3/4	
STD.	24	24	2	3C	4	10	
SPECIAL	30	30	2	3C	4	12-1/2	
EXPIRY	36	36	2	3C	4	15	
SPECIAL	48	48	2	3C	4	20	

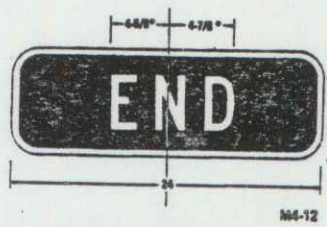
COLORS
LEGEND - WHITE (REFL)
BACKGROUND - RED (REFL)

DETAIL G



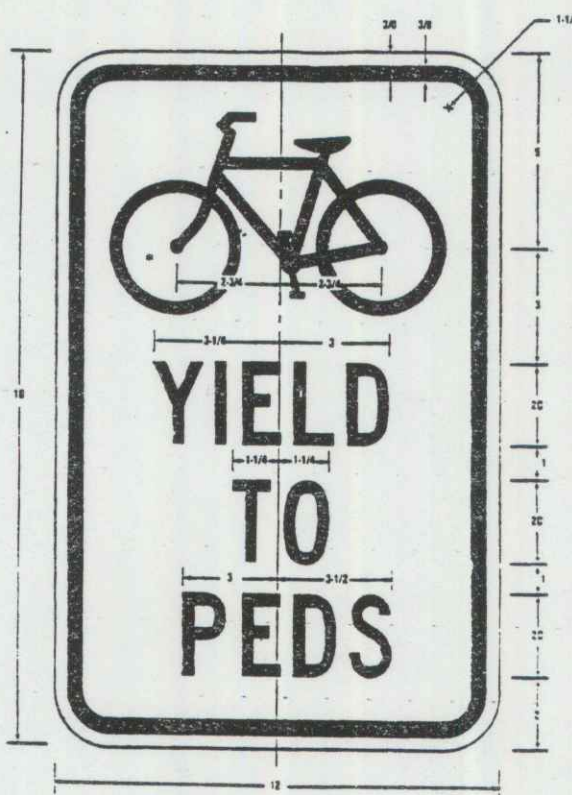
COLORS
LEGEND - BLACK (NON-REFL)
BACKGROUND - WHITE (REFL)

DETAIL B



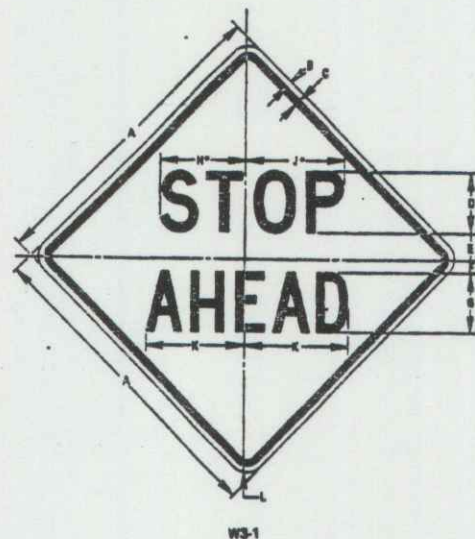
COLORS: LEGEND - WHITE (REFL)
BACKGROUND - GREEN (REFL)

DETAIL E



R9-6
COLORS: LEGEND - BLACK (NON-REFL)
BACKGROUND - WHITE (REFL)

DETAIL C



WS-1

SIGN	DIMENSIONS (INCHES)										
	A	B	C	D	E	F	G	H	J	K	L
MIN.	18	20	5/8	2	1-3/4	2-3/4	3C	4-3/4	5-1/4	6-3/4	1-1/2
STD.	24	24	5/8	2	2-1/2	3-1/4	3C	5-1/4	6-1/4	7-1/4	1-1/2
SPECIAL	30	30	5/8	2	3-1/2	4-1/4	3C	6-1/4	7-1/4	8-1/4	1-1/2
EXPIRY	36	36	5/8	2	4-1/4	5-1/4	3C	7-1/4	8-1/4	9-1/4	1-1/2
SPECIAL	48	48	5/8	2	5-1/4	6-1/4	3C	8-1/4	9-1/4	10-1/4	1-1/2

COLORS
LEGEND - BLACK (NON-REFL)
BACKGROUND - YELLOW (REFL)

DETAIL H



R9-3
LEGEND - BLACK (NON-REFL)
BACKGROUND - WHITE (REFL)

DETAIL D



WS-4
COLORS: LEGEND & BORDER - BLACK (NON-REFL)
BACKGROUND - YELLOW (REFL)

DETAIL F

AUG 9 1994

JUN 3 0 1992

PROJECT
BW-RS-BKE (25)



TOWN OF STOWE - RIVER WALK
"SIGN DETAIL SHEET"
CHARLES GRENIER
CONSULTING ENGINEER, P.C.
BOX 445, WATERBURY, VERMONT
244-6413

DATE # 9491
DRN BY # T.J.M.
SCALE # A/N
SHT 15 OF 25

15