NOTES

1. ONLY LIGHTWEIGHT MAILBOXES MADE OF LIGHT SHEET METAL OR PLASTIC SHALL BE USED. MAILBOXES SHALL MEET REQUIREMENTS AND APPROVAL OF THE U.S. POSTAL SERVICE.
2. AN[illegible]NATE MAILBOX SUPPORT STRUCTURE DESIGN AND CO[illegible]TION MAY BE USED AS LONG AS PROVEN CRASHWORTHY AND [illegible]S GUIDELINES AS SET OUT IN AASHTO'S "GUIDE FOR ERECTING MAILBOXES ON HIGHWAYS". SUPPORT STRUCTURE SHALL ALSO MEET REQUIREMENTS OF THE U.S. POSTAL SERVICE.
3. MAILBOX TURNOUT SHALL MEET B-17 STANDARD AS SET OUT IN "STA[illegible] VERMONT AGENCY OF TRANSPORTATION DESIGN STANDARDS FOR ROA[illegible] BRIDGE CONSTRUCTION".
4. IF [illegible]RD TURNOUT OFFSET CANNOT BE ATTAINED DUE TO RIG[illegible] CONSTRAINTS OR OTHER REASONS THE TURNOUT SHALL BE [illegible]S DIRECTED BY THE ENGINEER.

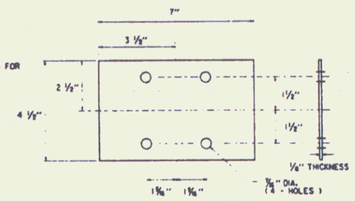

ANTI-TWIST DEVICE DETAIL FOR METAL PIPE

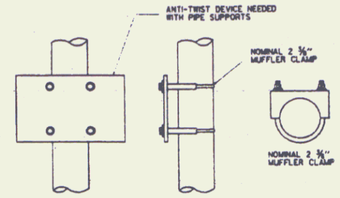

ANTI-TWIST DEVICE ASSEMBLY FOR METAL PIPES
(USED FOR SINGLE AND MULTIPLE INSTALLATIONS)

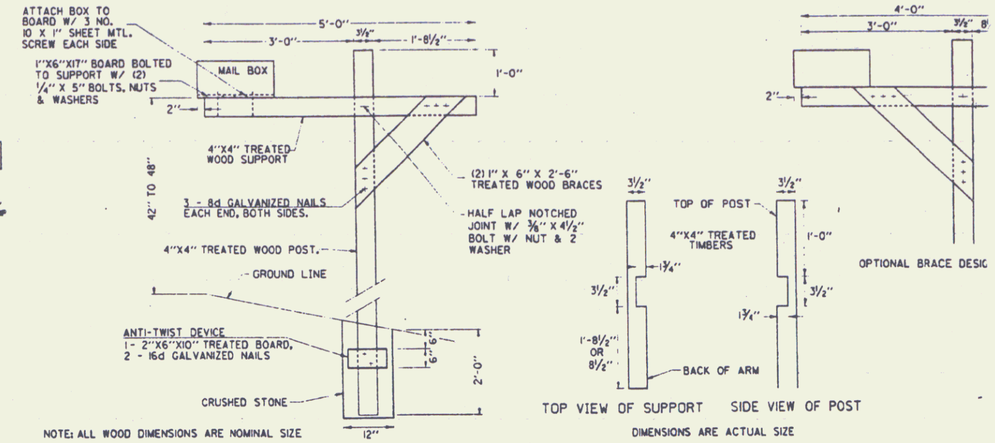

NOTE: ALL WOOD DIMENSIONS ARE NOMINAL SIZE

CANTILEVER TYPE MAILBOX SINGLE SUPPORT

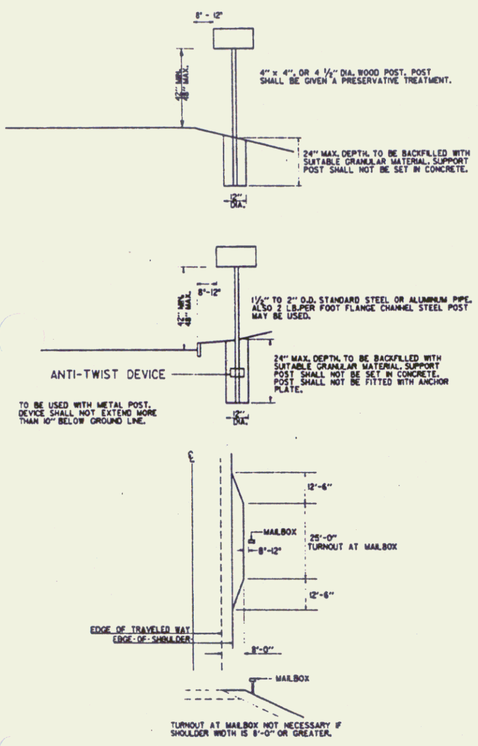

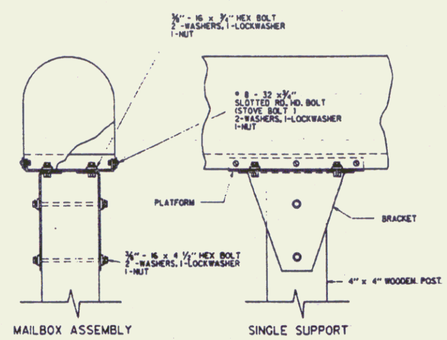

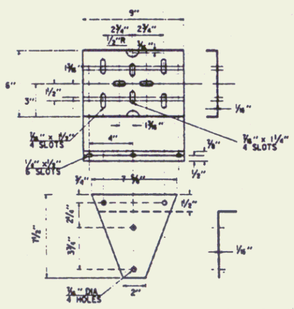

PLATFORM AND BRACKET DETAIL FOR METAL OR WOOD POSTS
(USED FOR SINGLE AND MULTIPLE BOXES)

SINGLE MAILBOX SUPPORT

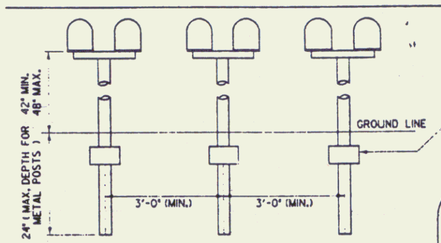

SPACING FOR MULTIPLE POST INSTALLATION

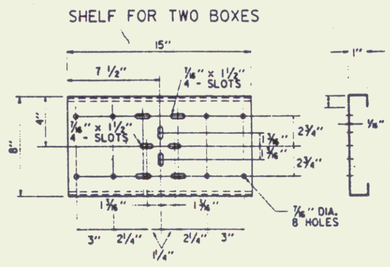

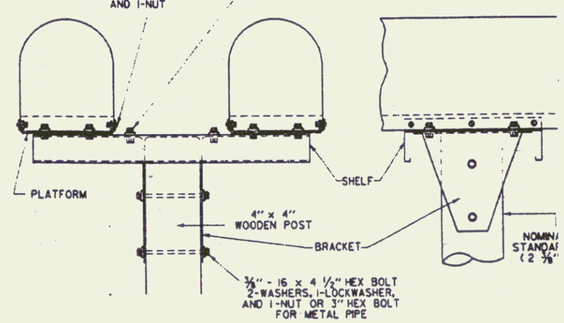

MULTIPLE MAILBOX SUPPORT

MAILBOX SUPPORT HARDWARE

(SINGLE AND MULTIPLE SUPPORT)

AUG 9 1994

SHEET 12

MAILBOX DETAIL SHEET
STOWE MOUNTAIN ROAD WALK

14

PROJE
BW-RS-B