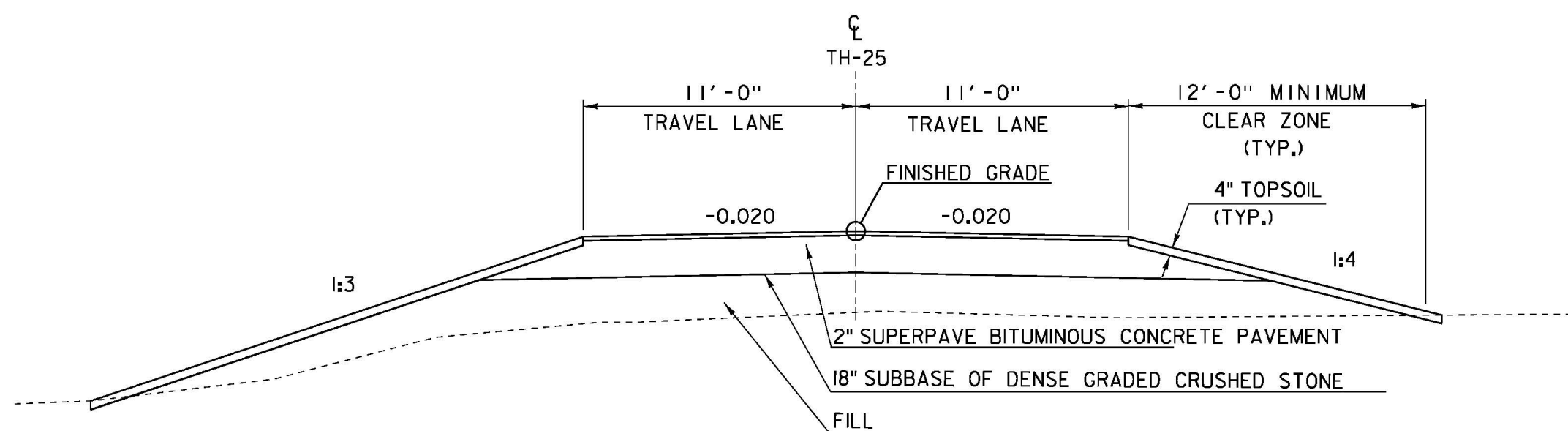


PUBLIC DRIVE TYPICAL

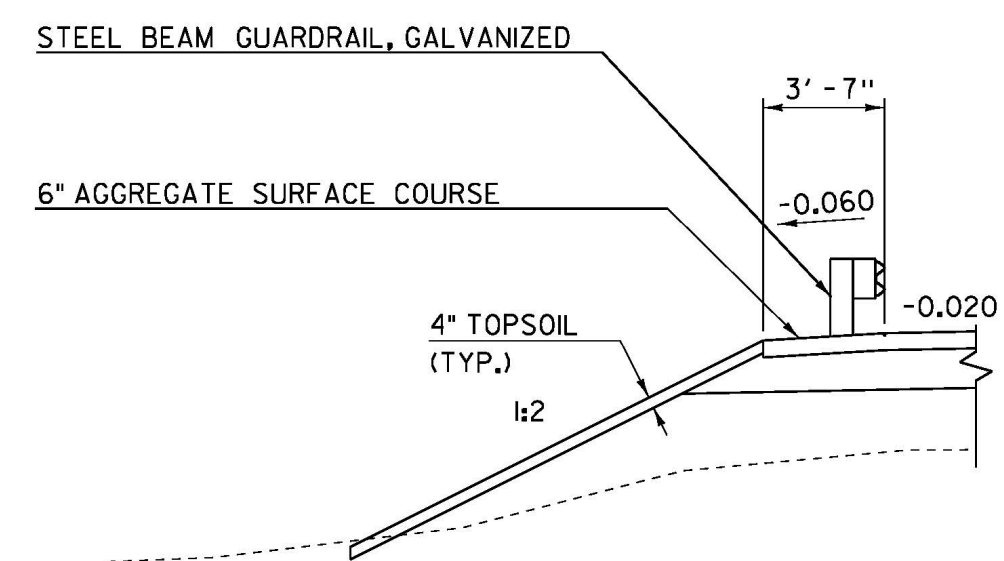
SCALE 1/4" = 1'-0"
 1 0 2 4 6

MATERIAL ITEM	THICKNESS TOLERANCES
SUPERPAVE BITUMINOUS CONCRETE PAVEMENT (TOTAL DEPTH)	± 1/4"
SUBBASE OF DENSE GRADED CRUSHED STONE	± 1"
SAND BORROW	± 1"
AGGREGATE SURFACE COURSE	± 1/2"
PG BINDER GRADE - SEE GENERAL SPECIAL PROVISIONS SECTION 406	



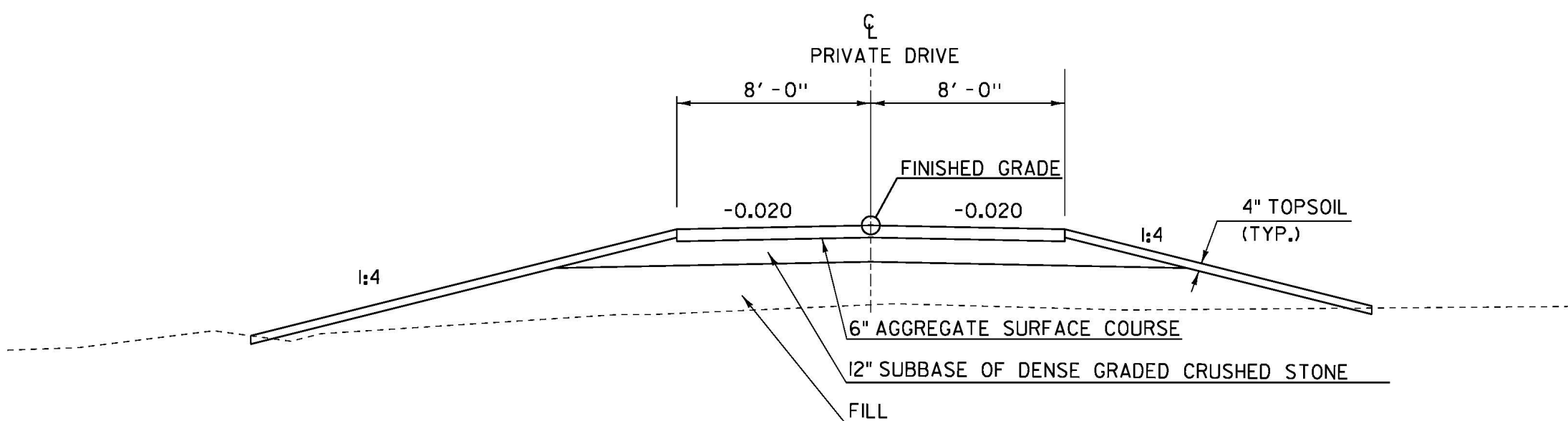
TH-25 TYPICAL

SCALE 1/4" = 1'-0"
 1 0 2 4 6



TH-25 WITH GUARDRAIL

NTS



PRIVATE DRIVE TYPICAL

SCALE 1/4" = 1'-0"
 1 0 2 4 6

PROJECT NAME: BRISTOL
 PROJECT NUMBER: STP F 021-1(15)

FILE NAME: /78f187/STR/ s78f187typ.dgn PLOT DATE: 25-APR-2012
 PROJECT LEADER: M.EVANS-MONGEON DRAWN BY: G.ROKES
 DESIGNED BY: W.PELLETIER CHECKED BY: W.PELLETIER
 PUBLIC DRIVE AND TH-25 TYPICAL SHEET 12 OF 37