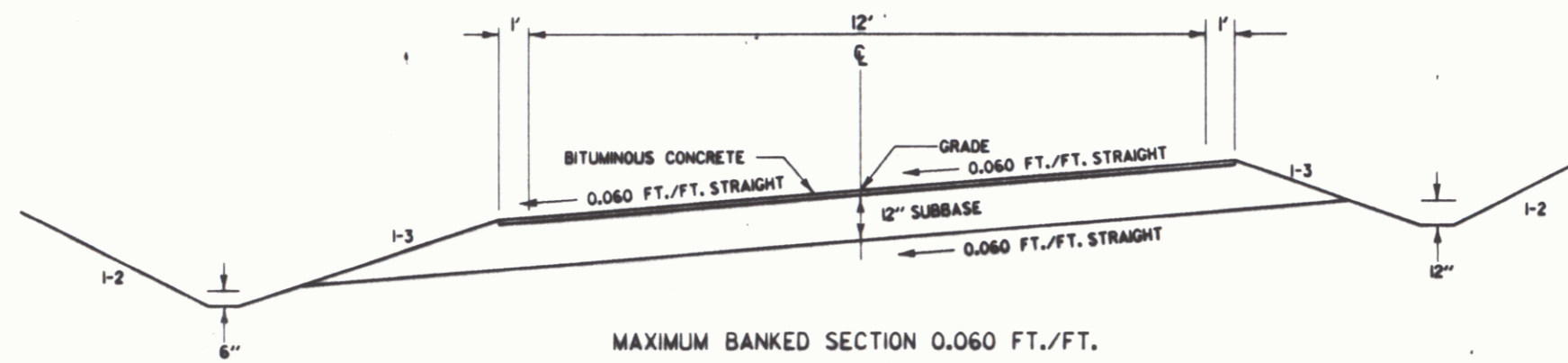
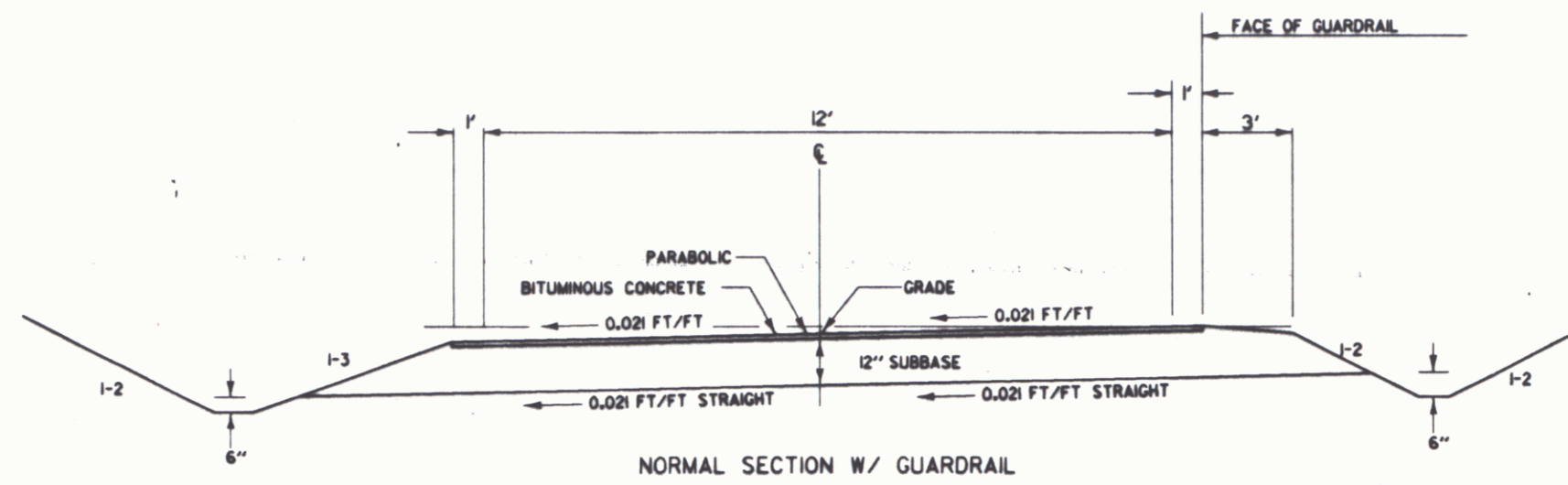
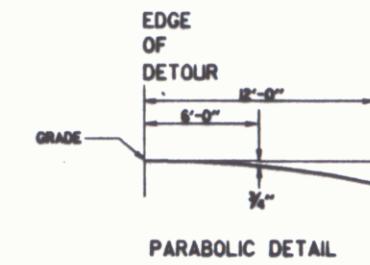


TYPICAL SECTIONS VT ROUTE 12 A DETOUR

THICKNESS TOLERANCES	
MATERIAL ITEM	THICKNESS TOLERANCE
PAVEMENT	±1/4"
SUBBASE	±1"

2" BITUMINOUS CONCRETE PAVEMENT (LIFT TYPE III)
12" SUBBASE OF DENSED GRADED CRUSHED STONE
SHOULDERS: 2" BITUMINOUS CONCRETE PAVEMENT (LIFT TYPE I)



DATUM	1929 NGVD
VERTICAL	N/A
HORIZONTAL	N/A

SURVEYED BY	N/A	DATE	N/A
DRAWN BY	MUTTER	DATE	8-9
SQUAD LEADER	SHERIDAN		
DESIGN FILE NO.	79F230T		
POP FILE	79F230T	DATE PLOTTED	19-FEB-1992
ROXBURY BRS 0187(3)S			
R.O.W. SHEET 3 OF 11 SHEETS			

APR 21 1997 3