POOR ORIGINAL COPY

TYPICAL SECTIONS

PERMISSIBLE TOLERANCES IN PARENTHESES APPLY TO THICKNESS ONLY.

3" BITUMINOUS CONCRETE PAVEMENT, ITEM 406.25 (± 1/4")
(PLACE IN TWO LIFTS : 1 1/4" TYPE III, 1 3/4" TYPE II)

5" PLANT MIXED BASE COURSE, ITEM 303.25 (± 1/4")
(PLACE IN TWO LIFTS @ 2 1/2" EACH)

24" SUBBASE OF GRAVEL, ITEM 301.15 (± 1")

SHOULDERS : 1 1/4" BITUMINOUS CONCRETE PAVEMENT, ITEM 406.25 (± 1/4")

16" SAND BORROW, ITEM 203.31 (± 1")

NOTE: ALL FROST SUSCEPTIBLE MATERIAL WITHIN 48" (DESIGN FROST DEPTH) OF FINISHED GRADE SHALL BE REMOVED AND REPLACED WITH SAND BORROW.

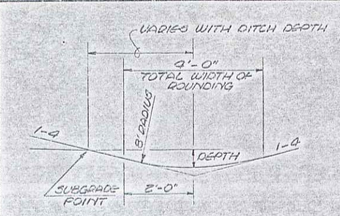

TYPICAL DITCH DETAIL
N.T.S.

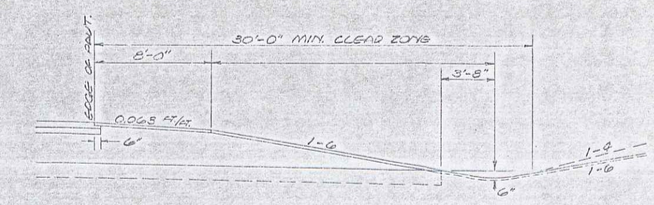

NORMAL SECTION IN CUT WITH 1-6 SLOPES

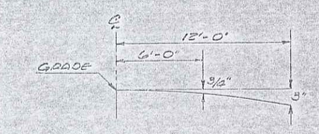

PARABOLIC DETAIL
N.T.S.

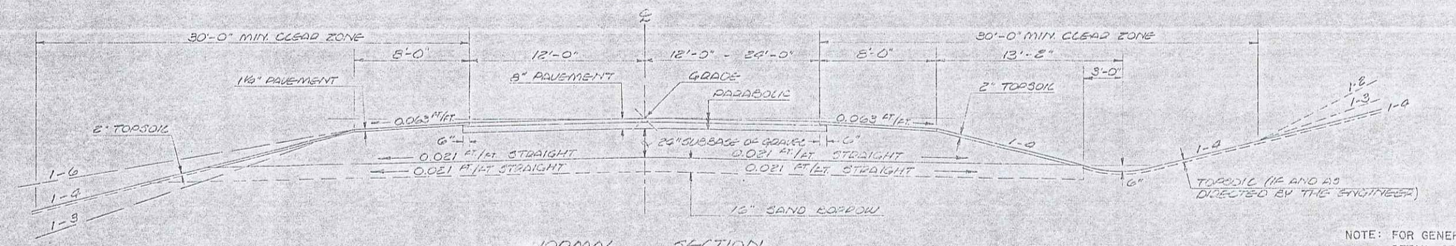

NORMAL SECTION

NOTE: FOR GENERAL NOTES AND DETAIL OF SHOULDER PAVING, SEE SHEET 3 OF 27.

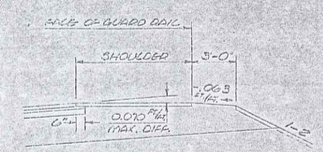

DETAIL OF GUARD RAIL ON HIGH SIDE OF BANKED SECTION
N.T.S.

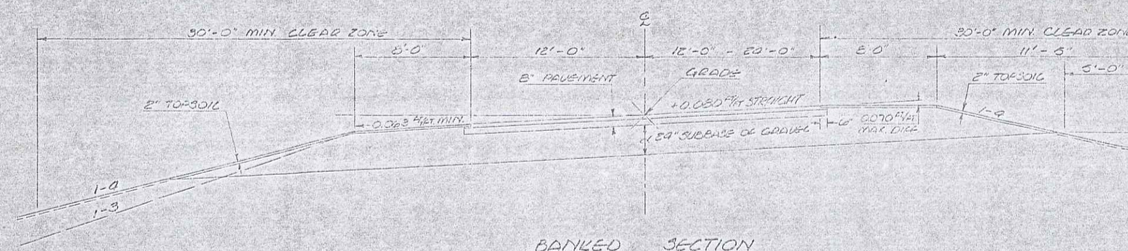

BANKED SECTION

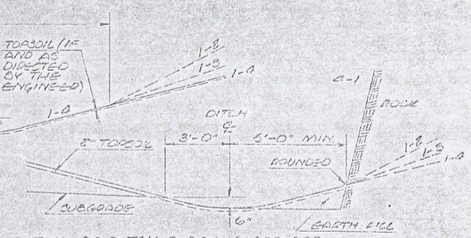

DETAIL OF DITCH & BACKSLOPE FOR LOW SIDE OF BANK < 0.042 FT/FT.

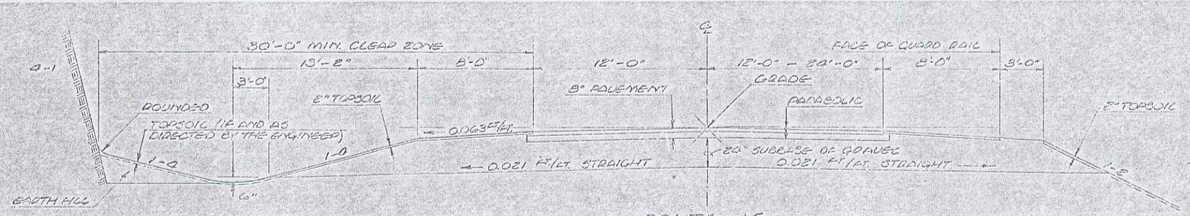

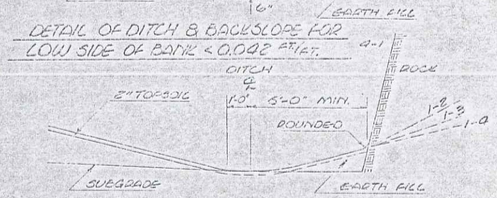

DETAIL OF DITCH & BACKSLOPE FOR LOW SIDE OF BANK ≥ 0.042 FT/FT

ROUTE 15

NORMAL SECTION IN ROCK CUT
STA. 103 + 50.00 — STA. 109 + 95.50
STA. 112 + 67.43 — STA. 116 + 25

NORMAL SECTION WITH GUARD RAIL

SCALE: 1" = 4 FEET

SURVEYED BY		DATE
DRAWN BY	LKC / WKL	DATE 10-95
TRACED BY	PEND	DATE 10-95
TOWN CAMBRIDGE, VERMONT		

CAMBRIDGE
BRF 030-2(12)
R.O.W. SHEET 3 OF 9

JAN 06 1993

3