

SEEDING FORMULA , ITEM 651.15
RURAL AREAS

% WT.	LBS./A.	NAME	PUR %	GERM %
3.33	2	CROWN VETCH	97	75
50.00	30	CREeping RED FESCUE	98	85
8.33	5	TIMOTHY	99	85
16.67	10	PERENNIAL RYE GRASS (VAR. PENNFIRE)	95	85
8.34	5	ALFAFA (VAR. SARANAC)	99	85
8.33	5	BIRDSFOOT TREFOL	98	85
5.00	3	HIGHLAND BENT GRASS	92	85
100.00	60			

THE SEED MIXTURE SHALL NOT HAVE A WEED CONTENT EXCEEDING 0.40% BY WEIGHT AND SHALL BE FREE OF ALL NOXIOUS WEED SEED.

GENERAL NOTES

FERTILIZER, ITEM 651.8, SHALL BE MIXED AS FOLLOWS

NITROGEN	10 %
PHOSPHORUS	20 %
POTASH	10 %

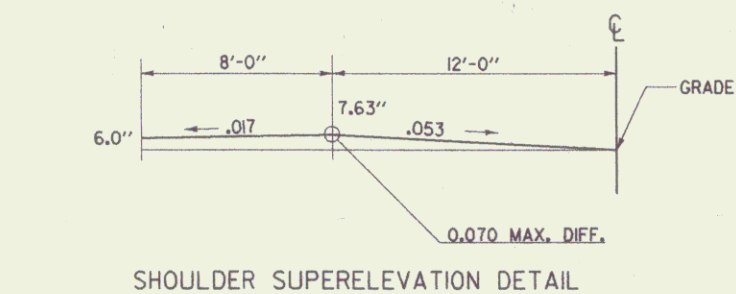
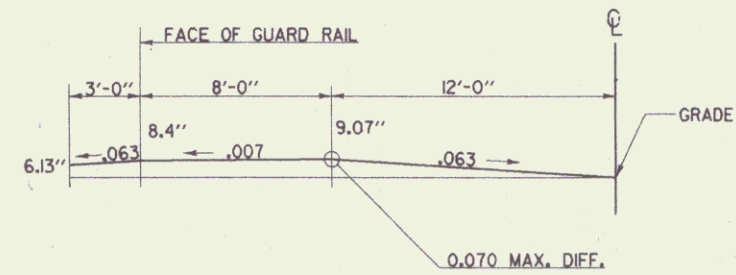
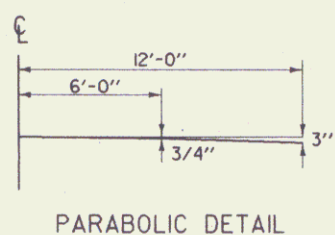
FERTILIZER SHALL BE DELIVERED IN BAGS OF NOT TO EXCEED 100 LBS EACH AND IS TO BE APPLIED AT THE RATE OF 500 LBS PER ACRE.

AGRICULTURAL LIMESTONE, ITEM 651.20, TO BE APPLIED TO ALL EARTH SLOPES AT THE RATE OF TWO TONS PER ACRE OR AS DIRECTED BY THE ENGINEER.

WOOD MARKER POSTS, ITEM 619.15, TO BE PLACED AS DIRECTED BY THE ENGINEER. FOR ROUNDING OF SLOPES, SEE STANDARD SHEET B-5.

HAY MULCH, ITEM 651.25, TO BE PLACED ON ALL EARTH SLOPES AT THE RATE OF TWO TONS PER ACRE.

SEE STANDARD SHEET D-2 FOR PAY LIMITS OF SAND BORROW WHEN USED IN CONJUNCTION WITH UNDERDRAIN.



DATUM

VERTICAL	_____
HORIZONTAL	_____

SEEDING FORMULA , ITEM 651.15
URBAN AREAS

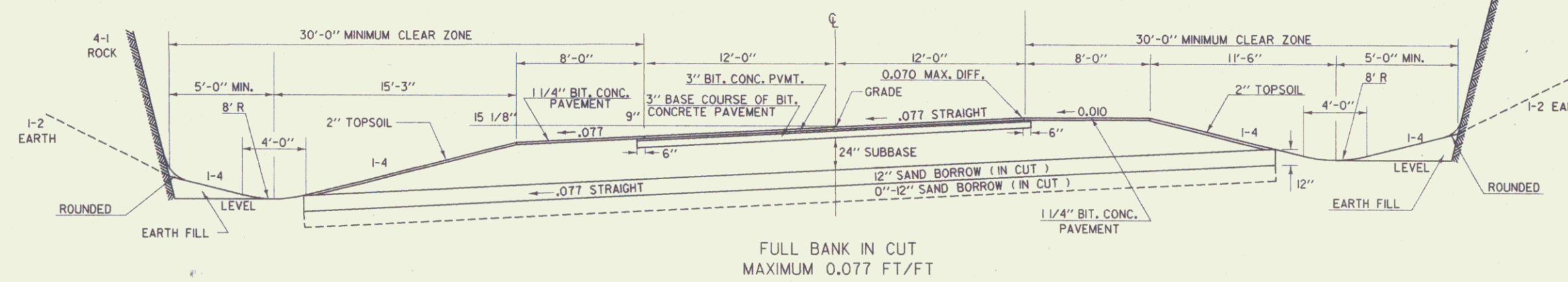
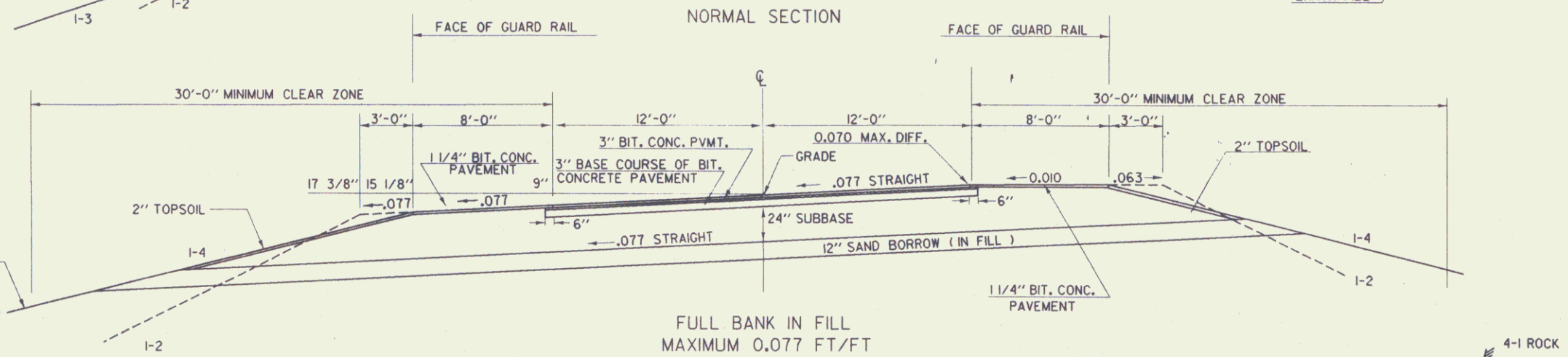
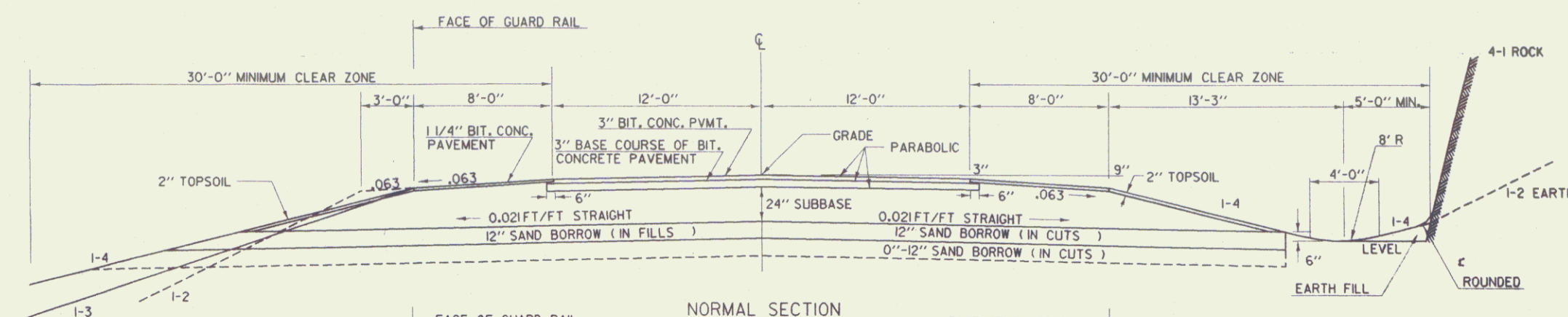
% WT.	LBS./A.	NAME	PUR %	GERM %
37.5	30	CREeping RED FESCUE (VARIETY PENNLAWN)	98	85
31.25	25	KENTUCKY BLUE GRASS (COMMON)	85	75
31.25	25	PERENNIAL RYE GRASS (VAR. PENNFIRE)	95	90
100.00	80			

THE SEED MIXTURE SHALL NOT HAVE A WEED CONTENT EXCEEDING 0.40% BY WEIGHT AND SHALL BE FREE OF ALL NOXIOUS WEED SEED.

TYPICAL SECTIONS

3" BITUMINOUS CONCRETE PAVEMENT (± 1/4") (1 1/4" TYPE III OVER 1 3/4" TYPE II)
 3" BASE COURSE OF BITUMINOUS CONC. PAVEMENT (± 1/4") (1 LIFT TYPE, I)
 24" SUBBASE DENSE GRADED CRUSHED STONE (± 1")
 12" SAND BORROW
 SHOULDERS 1 1/4" BITUMINOUS CONCRETE PAVEMENT
 0"-12" SAND BORROW IN CUT (± 1") (TO BE PLACED AS NOTED ON PLANS OR AS DIRECTED BY THE ENGINEER)

TOLERANCES IN PARENTHESES APPLY TO THICKNESS ONLY



MAR 23 2006

SURVEYED BY	DATE
DRAWN BY WHEELER	DATE 82
SQUAD LEADER B.E. BOYD	
DESIGN FILE NO. ZG0450J02J5TDS0DB.DGN	
PRF FILE	DATE PLOTTED 6-FEB-1990
MORERTOWN RS EGC RS 0167 (9) R.O.W. SHEET 2 OF 20 SHEETS	