

SEEDING FORMULA, ITEM 65110  
URBAN AREAS

% WT	LBS./A.	NAME	PUR. %	SEED. %
37.50	30	CREeping RED FESCUE (VAR PENNLAWN)	98	85
31.25	25	KENTUCKY BLUEGRASS (COMMON)	85	75
31.25	25	PERENNIAL RYE GRASS (VAR PENNFINE)	95	90

10000.  
THE SEED MIXTURE SHALL NOT HAVE A WEED CONTENT EXCEEDING 0.40% BY WEIGHT AND SHALL BE FREE FROM ALL NOXIOUS WEED SEED.  
HAY MULCH, ITEM 651.25, TO BE PLACED ON ALL EARTH SLOPES AT THE RATE OF TWO TONS PER ACRE.

FERTILIZER, ITEM 651.15, SHALL BE MIXED AS FOLLOWS:

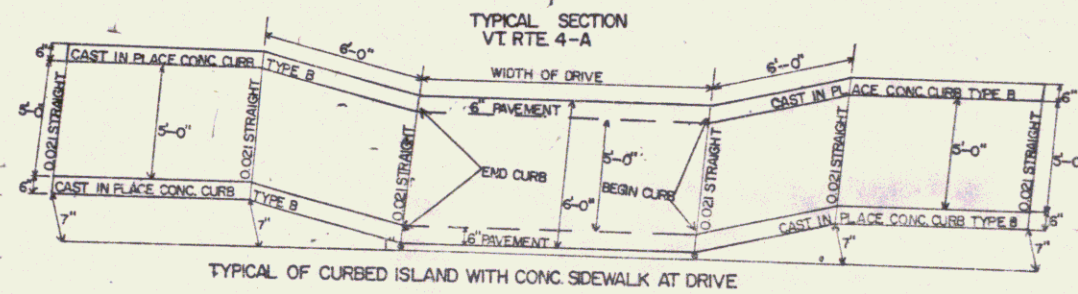
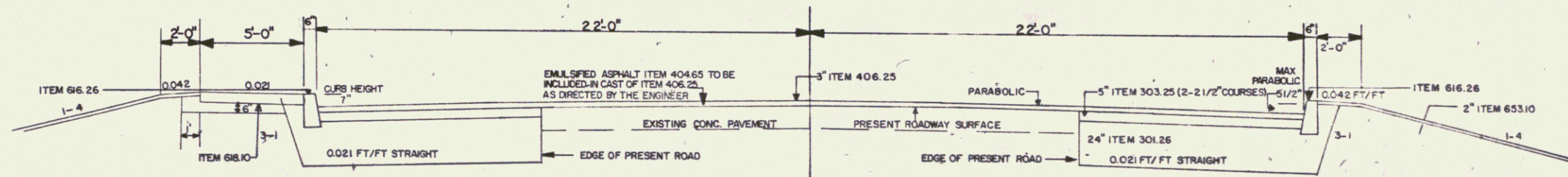
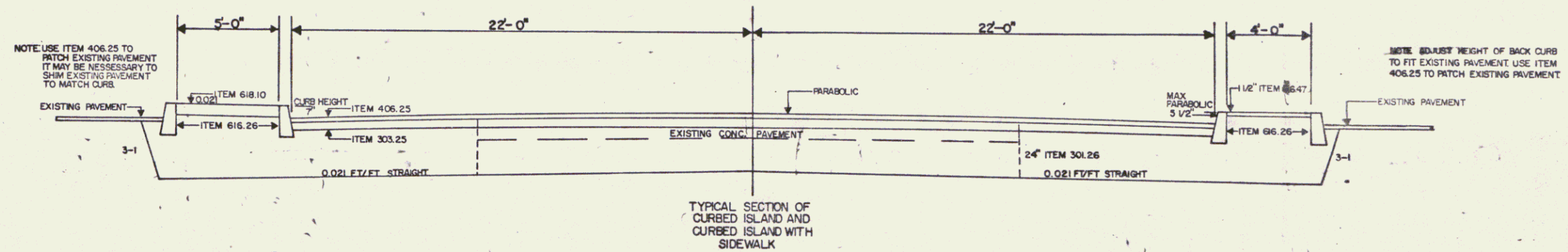
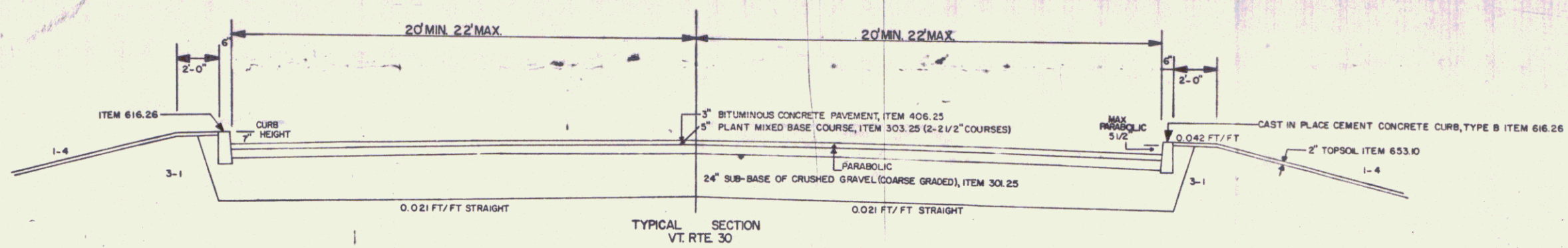
NITROGEN	10%
PHOSPHORUS	20%
POTASH	10%

FERTILIZER SHALL BE DELIVERED IN BAGS OF NOT TO EXCEED 100 LBS. EACH AND IS TO BE APPLIED AT THE RATE OF 500 LBS. PER ACRE.

AGRICULTURAL LIMESTONE, ITEM 651.20, TO BE APPLIED TO ALL EARTH SLOPES AT THE RATE OF TWO TONS PER ACRE OR AS DIRECTED BY THE ENGINEER.

# VT ROUTES 30&4A TYPICAL SECTIONS

3" BITUMINOUS CONCRETE PAVEMENT, ITEM 406.25 ( $\pm 1/4"$  FOR TOTAL THICKNESS)  
5" PLANT MIXED BASE COURSE, ITEM 303.25 ( $\pm 1/2"$ ) (2-2 1/2" COURSES)  
24" SUB-BASE OF CRUSHED GRAVEL (COARSE GRADED), ITEM 301.25 ( $\pm 1/2"$ )



CASTLETON

SURVEYED BY JETIE DATE 4/79  
DRAWN BY TROMBLEY DATE 5/79  
TRACED BY DATE 5/79

STAGE I CONSTRUCTION  
PROJ. R5 NO. 0142(1)  
SHEET 2 OF 11